

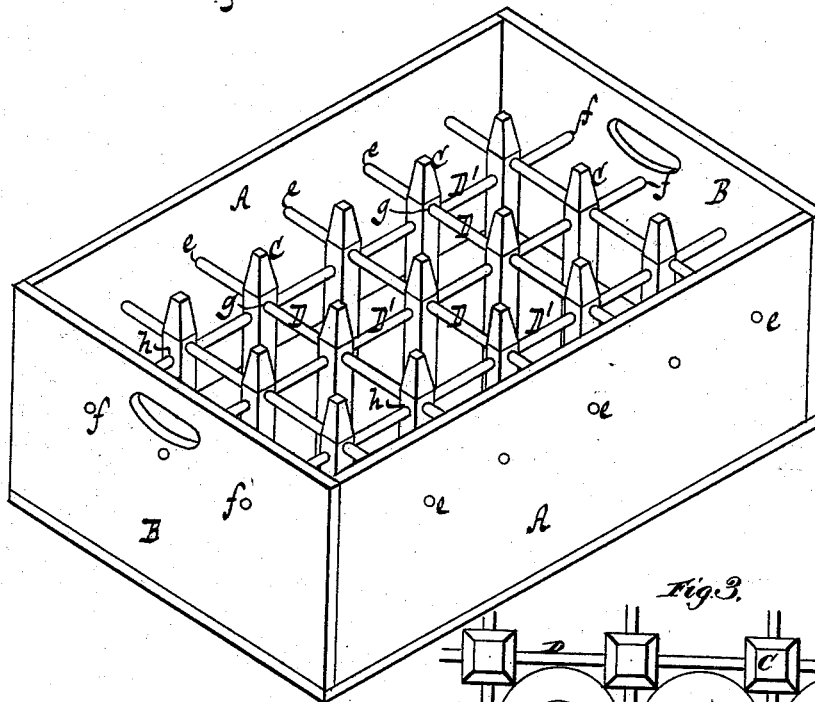
(No Model.)

J. CLOSE.  
CASE FOR BOTTLES.

No. 263,116.

Patented Aug. 22, 1882.

Fig. 1.



*Fig. 3.*

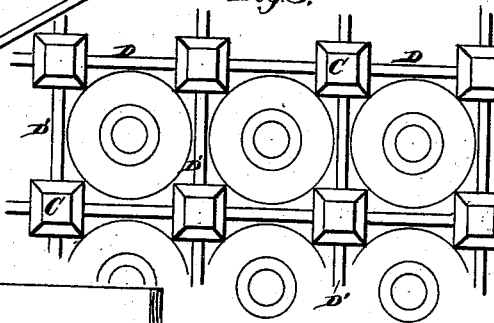
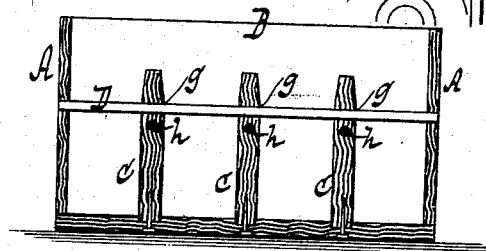


Fig. 2



Witnesses  
Otto Aufeland  
William Miller

Inventor  
Jeremiah Close  
by Van Santvoord & Hauff  
his attys

# UNITED STATES PATENT OFFICE.

JEREMIAH CLOSE, OF BROOKLYN, NEW YORK.

## CASE FOR BOTTLES.

SPECIFICATION forming part of Letters Patent No. 263,116, dated August 22, 1882.

Application filed December 23, 1881. (No model.)

*To all whom it may concern:*

Be it known that I, JEREMIAH CLOSE, a citizen of the United States, residing at Brooklyn, in the county of Kings and State of New York, have invented new and useful Improvements in Cases for Bottles, of which the following is a specification.

This invention relates to the construction of cases or boxes for holding and transporting bottles, and especially that class of cases shown and described in Letters Patent of the United States granted to me May 10, 1881, No. 241,303.

My present invention has for its object to so arrange the upright posts and the longitudinal and transverse rods in such relation to each other to form cells or compartments that the bottles or other similarly-shaped vessels placed in such cells or compartments will rest solely against the upright posts and not come in contact with the said rods, whereby the bottles or other vessels will not wear or abrade the said rods, and the durability of the case or box is thereby increased. This object I accomplish by the employment of a series of square upright posts secured in proper position by longitudinal and transverse crossing-rods passing through openings in the posts and having their ends secured respectively in the ends and sides of a box, thereby constituting a series of cells or compartments, the said posts and rods being so arranged with relation to each other that the circumference of a circle struck from the center of each of the cells and of a diameter just sufficient to touch the inner angles of the posts at the corners of each cell will not come in contact with the said longitudinal and transverse rods, so that when bottles or similar vessels having circular bodies are placed within the cells or compartments they will rest solely against the corners of the posts and be supported solely thereby without coming in contact with the said longitudinal and transverse rods, thereby preventing the abrasion and wear of the rods, and consequently increasing the durability of the case or box.

This invention is illustrated in the accompanying drawings, in which Figure 1 represents a perspective view. Fig. 2 is a vertical cross-section. Fig. 3 is a plan view on an enlarged scale, showing the arrangement of the upright

posts and longitudinal and transverse rods with bottles or similar vessels in position.

Similar letters indicate corresponding parts.

The letter A designates the sides, and B the ends, of the box; C, the posts, and D D' the transverse and longitudinal rods. *ef* are the holes in the box sides and ends, respectively, and *gh* the holes in the posts. Both the sides A and ends B of the box are solid, excepting that they are perforated with the holes *ef*, and excepting that the ends are provided with the usual hand-holes. The holes *e* in the box sides coincide—i. e., are in line—with each other, while the holes *f* in the box ends also coincide with each other, but not with the side holes, the end holes being in a plane below (or above) that of the side holes. The post-holes *g* coincide with each other and with the side holes, *e*, of the box, while the post-holes *h* coincide with each other and the box end holes, *f*. The posts, arranged to present their corners to the bottles, are secured to the bottom of the box at their lower ends, thus rising from such bottom, and the rods D extend through the holes *e* in the box sides and the post-holes *g*, while the rods D' extend through the holes *f* in the box ends and the post-holes *h*. In this manner the rods D D' are brought at right angles to each other, forming cells or compartments to receive the bottles, and the posts are made to act as braces to steady or strengthen the box. The arrangement of the square posts and longitudinal and transverse rods with relation to each other is such that the circumference of a circle struck from the center of each cell and of a diameter just sufficient to touch the inner angle of the posts at the corners of each cell will not come in contact with the aforesaid rods, and therefore when bottles or others vessels having circular bodies are arranged in the cells or compartments their outer surfaces rest solely against the corners of the square posts and are supported by the same, whereby all liability of the said rods becoming abraded or worn by contact with the circular bodies of the bottles is avoided and the durability of the case or box is materially increased.

By the described arrangement of the holes *efgh*, I am enabled to run the rods D D' into

place from the outside of the box and after the box has been otherwise finished, instead of adjusting the box ends and sides to the rods; and the manufacture of the article being thus greatly facilitated, its cost is comparatively reduced.

What I claim as new, and desire to secure by Letters Patent, is—

1. The combination, substantially as hereinbefore set forth, of the box, together with a series of vertical square posts, presenting their corners to the bottles, the posts being secured to the bottom of the box and having holes coincident or in line with those in the sides and ends of the box, and a series of rods extending at right angles to each other through the holes in the sides and ends of the box and through those in the posts, for the purpose specified.

2. A case for bottles and other similar ves-

sels, composed substantially of a box, upright square posts, and longitudinal and transverse rods passing centrally through the posts and secured to the ends and sides of the box, to constitute a series of cells or compartments having at each corner the angle of one of the posts, said parts being combined and arranged in the manner shown and described to support the bottles or vessels in the cells solely by the angles of the posts and to hold said bottles or vessels away from contact with the said rods, for the purpose set forth.

In testimony whereof I have hereunto set my hand and seal in the presence of two subscribing witnesses.

JEREMIAH CLOSE. [L. S.]

Witnesses:

W. HAUFF,

E. F. KASTENHUBER.