

(No Model.)

E. A. GRANT.

FOLDING AND SWINGING SUPPORT AND REPOSITORY FOR BOOKS, &c.

No. 263,168.

Patented Aug. 22, 1882.

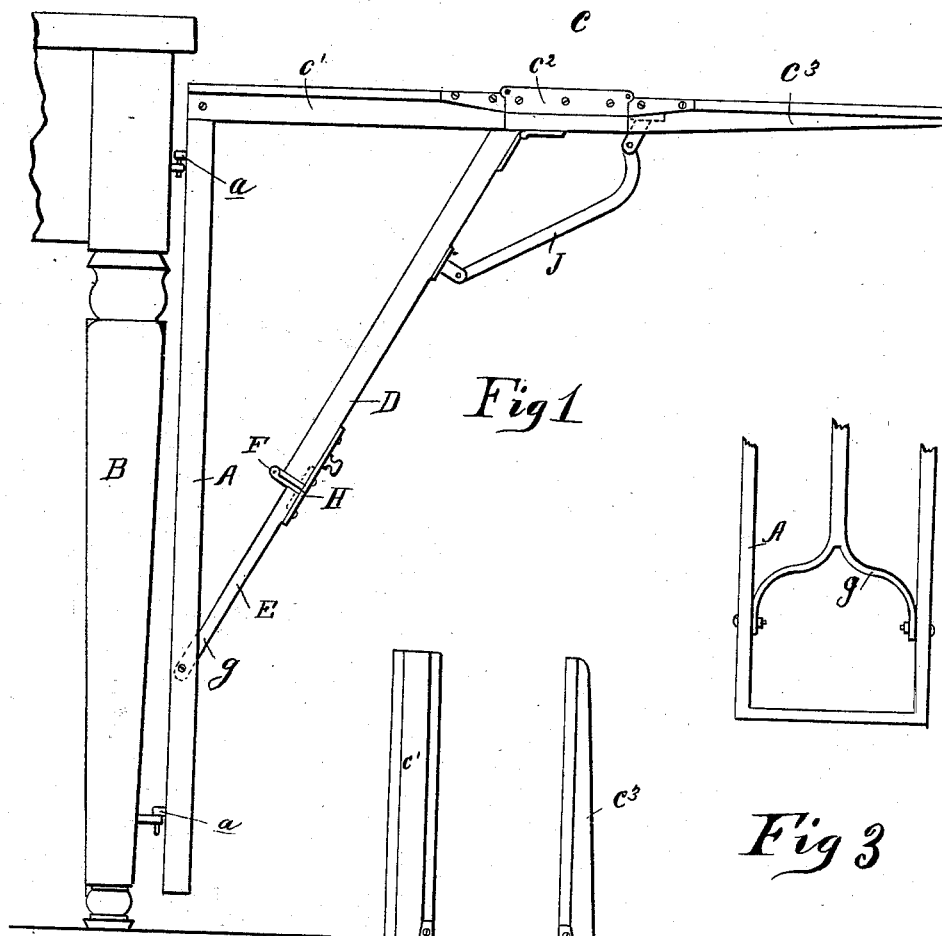


Fig 1

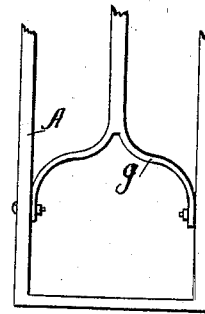
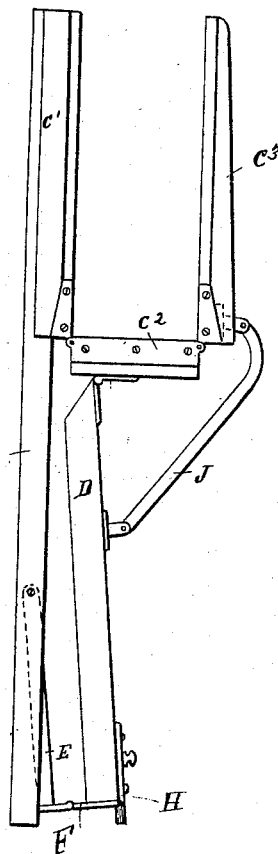


Fig 3

Fig 2



WITNESSES:

J. D. Garfield
C. Sedgwick

INVENTOR:

E. A. Grant

BY

Mum Ho

ATTORNEYS.

UNITED STATES PATENT OFFICE.

EMORY A. GRANT, OF LOUISVILLE, KENTUCKY.

FOLDING AND SWINGING SUPPORT AND REPOSITORY FOR BOOKS, &c.

SPECIFICATION forming part of Letters Patent No. 263,168, dated August 22, 1882.

Application filed April 1, 1882. (No model.)

To all whom it may concern:

Be it known that I, EMORY A. GRANT, of Louisville, in the county of Jefferson and State of Kentucky, have invented a new and Improved Folding and Swinging Support and Repository for Books and other Articles, of which the following is a full, clear, and exact description.

This invention has relation to folding and swinging supports and repositories for books and other articles; and it consists in the construction and novel arrangement of parts, as will be hereinafter fully described, and particularly pointed out in the claims.

Reference is to be had to the accompanying drawings, forming part of this specification, in which similar letters of reference indicate corresponding parts in all the figures.

Figure 1 is a longitudinal elevation of my improved folding book support and repository, showing it erected or extended. Fig. 2 is a longitudinal elevation of the same, showing it folded. Fig. 3 is a front elevation of the lower part of the frame pivoted to the table-leg.

A board or frame, A, of wood or metal, is hinged at the top and bottom by means of hinges or eyes and hooks *a* to a table-leg, B. The hinges *a* may be attached to the frame A at either edge, and, if desired, the frame may be hinged to a chair or any other support in place of the table. To the upper end of the frame or board A the folding supporting-platform C is hinged, which is formed of three leaves, C', C², and C³, hinged to each other, of which leaves C²—the one in the middle—is of less width than the other two. The hinges of these leaves are so arranged that the end leaves, C' C³, will swing toward each other when the middle leaf is lowered, and at the same time prevent the leaves from swinging outward farther than into a horizontal line, as shown in Fig. 1. A brace-bar, D, is pivoted to the bottom of the middle leaf, C², and a rod, E, is pivoted to the lower end of this brace-bar D by means of a hinge, F, in such a manner that the axis of the hinge is above the line of pressure—that is, the axis of the hinge is between the frame A and the line of pressure of the strut or brace D—to prevent folding of the brace when supporting the leaves. The lower end of the rod E is forked, and the ends

of the shanks of this fork *g* are pivoted to the frame A; but I do not limit myself to this construction, but may dispense with the fork at the lower end of the rod E.

A sliding latch or bolt, H, is attached to the outer surface of the brace or strut D at the lower end, and serves to lock the strut D and the rod E together when the platform is raised. A brace bar or strut, J, is pivoted to the brace-bar D, and to the bottom of the leaf C³, near the inner or pivoted edge of the same.

The operation is as follows: The book-support is shown raised in Fig. 1, and is supported and held in this position by the braces. If the support is to be folded, the latch H is withdrawn and the lower end of the strut D at the hinge F is drawn outward. The leaf C' remains in a horizontal position for the time, the outer end of the leaf C³ is raised, and as the middle leaf, C², descends the outer end of the section C' moves downward and the outer end of the section C³ moves upward, and the sections C' C³ will be parallel with each other, as shown in Fig. 2, and will form a repository for a book, tools, papers, and other articles. If the middle leaf, C², is raised, the leaves C' C² C³ will automatically form a platform, C, for the support of a book, &c. The book, &c., need not be removed before folding the support, and will automatically pass into its proper place in the repository formed by the folded leaves. Likewise, when the support is raised the book contained in the repository will be placed automatically on the middle of the support.

Having thus fully described my invention, what I claim as new, and desire to secure by Letters Patent, is—

1. In a folding and swinging support and repository for books and other articles, the combination, with a hinged support, of a folding platform composed of a series of three leaves hinged together and to the upper end of said support, and folding braces hinged together and to the platform, and the hinged support, whereby the platform may be extended or folded, substantially as specified.

2. In a folding and swinging support and repository for books and other articles, the combination, with the frame A and the leaves C' C² C³, hinged to each other, of the folding strut or brace D E, pivoted to the frame A,

and to the middle leaf, C², and of the brace or strut J, pivoted to the leaf C³ and to the strut D, substantially as herein shown and described, and for the purpose set forth.

- 5 3. In a folding and swinging support and repository for books and other articles, the combination, with the frame A, the hinged leaves C' C² C³, the hinged folding strut or

brace D E, of the latch or bolt H, and the brace or strut J, hinged to the leaf C³ and to the strut D, substantially as herein shown and described, and for the purpose set forth.

EMORY ALFRED GRANT.

Witnesses:

H. D. DOUGHERTY,
BENNETT H. YOUNG.