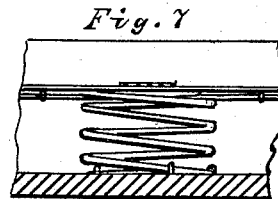
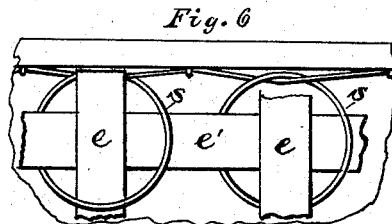
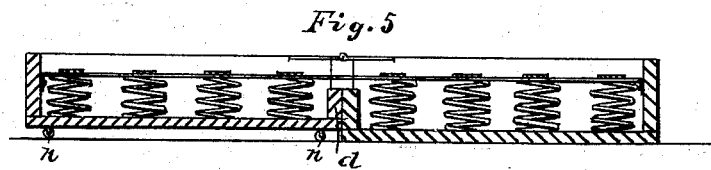
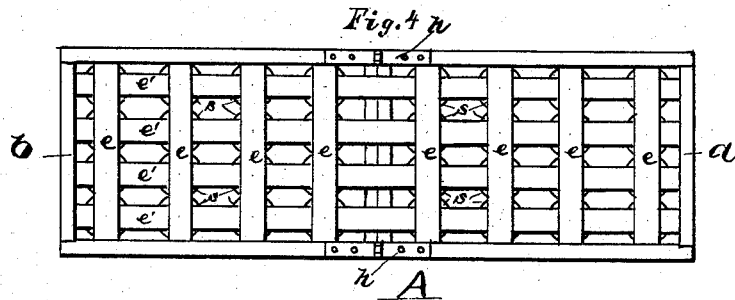
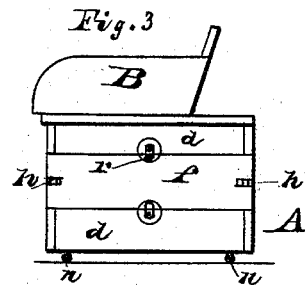
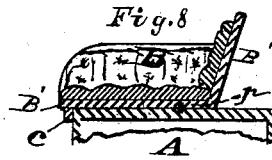
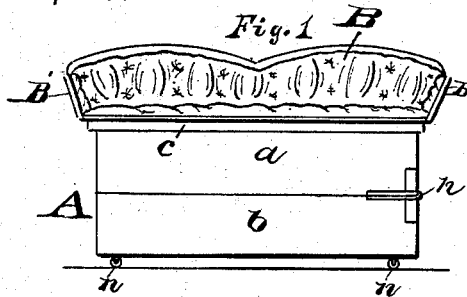


(No Model.)

L. S. HOUSE & A. BRABETS.
COMBINED SOFA AND FOLDING BED.

No. 263,179.

Patented Aug. 22, 1882.



Attest
S. Björnsen

P. A. O'talley

Inventor
Lemuel S. House
Albert Brabets
BY
H. H. Harrison
Attorney

UNITED STATES PATENT OFFICE.

LEMUEL S. HOUSE AND ALBERT BRABETS, OF CHICAGO, ILLINOIS.

COMBINED SOFA AND FOLDING BED.

SPECIFICATION forming part of Letters Patent No. 263,179, dated August 22, 1882.

Application filed May 9, 1882. (No model.)

To all whom it may concern:

Be it known that we, LEMUEL S. HOUSE and ALBERT BRABETS, citizens of the United States of America, residing at Chicago, in the county of Cook and State of Illinois, have invented certain new and useful Improvements in a Combined Sofa and Folding Bed, of which the following is a specification.

Our invention relates to a combined sofa and folding bed.

The object of our invention is to provide a folding bed so arranged that when not in use it may be folded up and combined with a sofa in such a manner that it occupies but little more room than an ordinary sofa, thus economizing space to a greater degree.

To this end our invention consists in the construction and arrangement of parts, as hereinafter more fully described.

In the accompanying drawings, Figure 1 is a front elevation of our combined sofa and bed with the bed folded up and doing duty as a sofa. Fig. 2 is a plan view, and Fig. 3 an end elevation, of the same. Figs. 4 and 5 are respectively a plan and a longitudinal sectional view of the bed unfolded. Figs. 6, 7, and 8 are detailed views of some of the different parts hereinafter referred to.

Similar letters of reference refer to similar parts throughout the several views.

In the said drawings, A represents the bed, and B the sofa.

The bed consists substantially of a box made in two parts, *a* and *b*, hinged together by hinges *h h* in such a manner that the two parts *a* and *b* will exactly coincide when folded up, as shown in Fig. 1.

The sofa B consists of a frame, B' B', upholstered in an appropriate manner, and provided at the front and ends of the bottom with cleats *c*, which fit around the top part, *a*, of bed A, and near the center of the bottom with a dowel-pin, *p*, (see Fig. 8,) which fits in a corresponding hole in the top of the top part, *a*. By this arrangement the sofa B is held firmly on the top of bed A, but may be readily removed when it is desired to unfold the bed.

The parts *a* and *b* contain a series of springs,

s, attached to the sides and bottom thereof, as shown in detail, Figs. 6 and 7, and connected across the top with straps *e e'*, of canvas or other suitable material, in the ordinary manner.

To open the bed for use the sofa B is first removed and placed to one side. The upper part, *a*, of the bed is then turned until the top rests on the floor, as shown in Fig. 5, when it is ready for use.

It is evident if the ends *d d* of the parts *a* and *b* were made the same height as the sides the bed, when opened, would have a ridge in the center, allowing no room in that position of the bed for the mattress, &c. To obviate this the ends *d d* are cut away, as shown in Fig. 5, and when closed this space is filled up by a piece, *f*, held in position by small buttons *r* or in any other suitable manner. The piece *f* is always removed before the bed is unfolded. The lower part, *b*, of the bed is provided with casters *n*, so that when the bed is folded and in use as a sofa it may be readily moved about, and in order that the bed may set level when unfolded the upper part, *a*, is made wider than the lower part, *b*, corresponding to the height of said casters.

From the cleats *c* on the bottom of the sofa B it is intended to suspend tapestry, ornamental or otherwise, which, when the sofa is in position on the top of the folded bed, will completely conceal the said bed from view.

Having thus described our invention, what we claim as new, and desire to secure by Letters Patent, is—

1. A box-bed, A, composed of parts *a* and *b*, having the ends *d d* cut away, as shown and described, in combination with piece *f*, substantially as described and shown.

2. A box, A, composed of parts *a* and *b*, having ends *d d* cut away, as shown and described, and provided with springs *s*, in combination with sofa B and piece *f*, substantially described and shown.

3. A box-bed, A, composed of parts *a* and *b*, hinged together by hinges *h h*, and provided with springs *s*, in combination with sofa B, having cleats *c* and dowel-pin *p*, substantially as shown and described.

4. The combination of the box-bed A, composed of parts *a* and *b*, hinged together by hinges *h h*, with the ends *d d* cut away, as shown and described, and provided with springs
5 *s*, and strips *e* and *e'*, the piece *f*, and sofa B, having cleats *c* and dowel-pin *p*, substantially as described and shown.

In testimony whereof we affix our signatures in presence of two witnesses.

LEMUEL S. HOUSE.
ALBERT BRABETS.

Witnesses:

P. A. STALEY,
FRANK JOHNSON.