

(No Model.)

W. A. VREELAND.
SELF VENTILATING BUNG.

No. 263,259.

Patented Aug. 22, 1882.

Fig. 1.

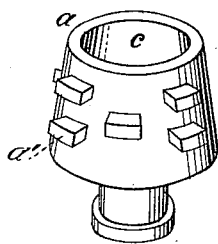


Fig. 2.

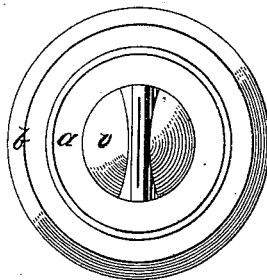


Fig. 3.

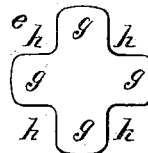
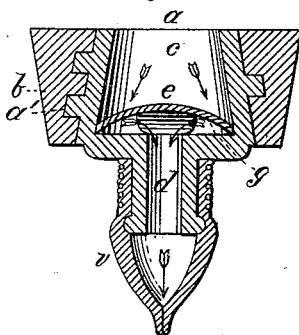
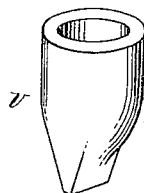


Fig. 5.



WITNESSES

Willie Anderson,
Philip Massi.

INVENTOR

William A. Vreeland,
by Anderson & Smith
his ATTORNEYS

UNITED STATES PATENT OFFICE.

WILLIAM A. VREELAND, OF BROOKLYN, NEW YORK.

SELF-VENTILATING BUNG.

SPECIFICATION forming part of Letters Patent No. 263,259, dated August 22, 1882.

Application filed June 3, 1882. (No model.)

To all whom it may concern:

Be it known that I, WM. A. VREELAND, a citizen of the United States, and a resident of Brooklyn, in the county of Kings and State of New York, have invented a new and valuable Improvement in Self-Ventilating Bungs; and I do hereby declare that the following is a full, clear, and exact description of the construction and operation of the same, reference being had to the annexed drawings, making a part of this specification, and to the letters and figures of reference marked thereon.

Figure 1 is a perspective view of the tapering metallic core. Fig. 2 is a bottom view of the bung. Fig. 3 is a vertical sectional view of the bung. Fig. 4 is a detached view of the valve, and Fig. 5 is a plan view of the guard.

This invention relates to self-ventilating bungs; and it consists in the construction and novel arrangement of parts—viz., the hollow tapering metallic core having spurs upon its outer surface and a flanged pipe or neck extending from its lower end, in combination with an inversely-tapered packing or surrounding wall, a rubber valve slitted in its pointed extremity, and a convex cross-shaped guard located in the bottom of the tapering hollow of the metallic core, as will be hereinafter fully described, and pointed out in the claim.

In the accompanying drawings, the letter *a* designates the metallic core provided with the spurs *a'*; *b*, the surrounding packing of rubber or other suitable material. Within the core *a* is

the recess *c*, the same being tapered toward its outer end for the purpose of affording a purchase to the lever used for prying out the bung. Through the bottom of the recess is the air-passage *d*, which extends from the inner external surface of the bung in the form of a pipe, and is a part of the casting of the metallic core. Over this air-passage in the recess *c* is the guard *e*, having bearings *g* and notches *h*, to allow of the admission of air through the air-passage over which it rests. The valve shown at *v* is a pouch with a slit at the lower end, the edges or lips of which, impinging upon each other, allow of vent or stoppage, as required. The upper end is bound upon the pipe through which the air passes.

Having described my invention, what I claim, and desire to secure by Letters Patent, is—

In a self-ventilating bung, the hollow tapering metallic core *a*, having the spurs *a'*, recess *c*, and flanged pipe or neck having air-passage *d*, in combination with the rubber packing *b*, the valve *v*, slitted in its point, and the cross-shaped guard *g h*, substantially as specified.

In testimony that I claim the above I have hereunto subscribed my name in the presence of two witnesses.

WILLIAM A. VREELAND.

Witnesses:

WILLIAM P. MATHIAS,
H. E. GOTLEB.