

(No Model.)

2 Sheets—Sheet 1.

T. H. BUCKINGHAM.

BOOT.

No. 263,385.

Patented Aug. 29, 1882.

Fig. 4.



Fig. 2.

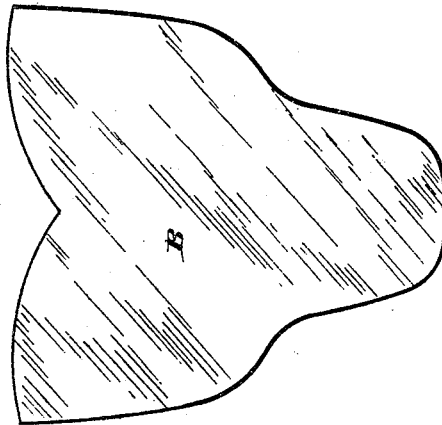


Fig. 3.

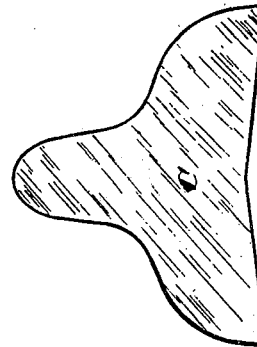
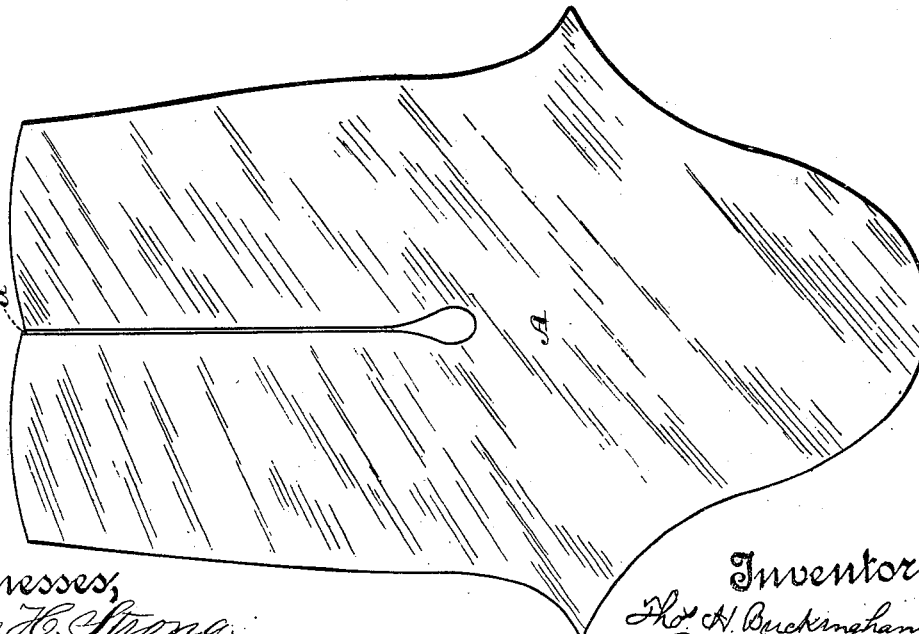


Fig. 1.



Witnesses,
Geo. H. Strong.
J. H. Strong

Inventor
T. H. Buckingham
By Dewey & Co.
Attorneys

(No Model.)

2 Sheets—Sheet 2.

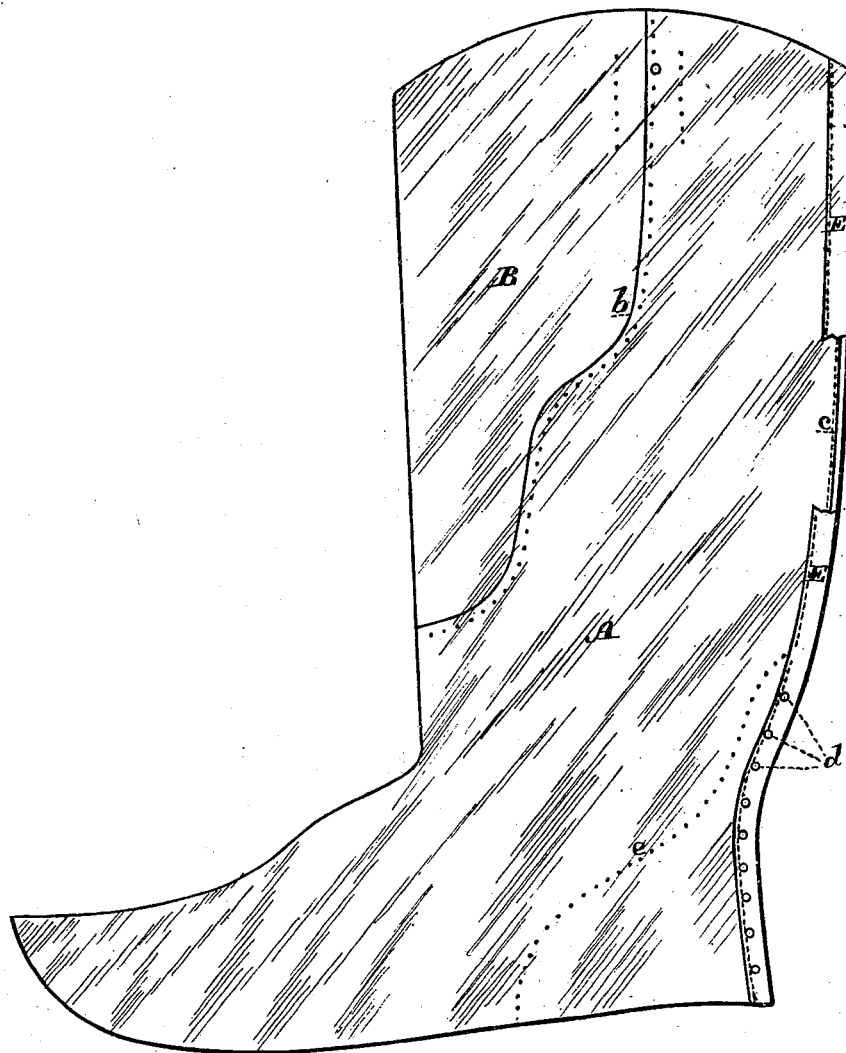
T. H. BUCKINGHAM.

BOOT.

No. 263,385.

Patented Aug. 29, 1882.

Fig. 5



Witnesses,
Geo. H. Strong
Att. House

Inventor,
Thos H. Buckingham
By Dewey & Co
Attorneys

UNITED STATES PATENT OFFICE.

THOMAS H. BUCKINGHAM, OF SAN FRANCISCO, CALIFORNIA, ASSIGNOR
TO BUCKINGHAM & HECHT, OF SAME PLACE.

BOOT.

SPECIFICATION forming part of Letters Patent No. 263,385, dated August 29, 1882.

Application filed June 23, 1882. (No model.)

To all whom it may concern:

Be it known that I, THOMAS H. BUCKINGHAM, of the city and county of San Francisco, State of California, have invented an Improved Boot; and I do hereby declare the following to be a full, clear, and exact description thereof.

My invention relates to certain new and useful improvements in boots; and it consists in the fashioning of certain parts and their combination to form the upper of a boot, as will hereinafter fully appear.

The object of my invention is economy in the cutting and simplicity in construction, with strength and comfort.

Referring to the accompanying drawings, Figure 1 shows the pattern of the main portion of the upper of the boot. Fig. 2 shows the pattern of the gore which is let into the front of the leg. Fig. 3 shows the pattern of the counter-protector. Fig. 4 shows the pattern of the back-seam stay. Fig. 5 shows the appearance of the boot-upper when the parts are put together.

Taking the leather, I first cut out a piece, A, after the pattern shown in Fig. 1. This is then fitted upon the crimping-board, and is crimped in the usual manner until the leg portion is brought at right angles with the foot, as shown in Fig. 5. In doing this the central slit, *a*, spreads, leaving a wide opening, which is filled by a gore, B, of shape shown in Fig. 2. The shape of this gore may be somewhat altered by making its edges with more curves, to suit whatever curves may be made in the edges of the slit *a*, and to make a graceful seam, *b*, as shown in Fig. 5.

It will be observed that the slit *a*, as shown in part A, Fig. 1, would have its edges straighter than is shown in Fig. 5, as indicated by seam *b*; but I prefer to cut them to suit individual taste, the modification in nowise affecting the proper crimping and shaping the portion A to form the boot. The rear edges of the portion A meet in the back of the leg, and a seam, *c*, is made all the way down to the bottom.

To protect the counter, I sew upon the in-

side the piece C, of shape as shown in Fig. 3. When in the boot the seam securing it will bear the appearance of seam *e* in Fig. 5. Over the back seam, *c*, I stitch the stay E, of shape shown in Fig. 4. For further protection, a number of rivets, *d*, are put through the back-seam stay, commencing above the counter and continuing to the bottom. This secures the back seam and makes a neat appearance.

The sole and heel of the boot are made in the usual manner.

The advantages of this boot lie in the economy in cutting, in its appearance, and more especially in its strength. There are no seams between the front portion of the foot and the counter, as are in ordinary boots, and which usually are the first to rip. The only seams are in the back and high up on the front of the leg, and these are not liable to rip, as little strain is brought upon them. By cutting the main portion as shown it is easily crimped to the proper shape.

Having thus described my invention, what I claim as new, and desire to secure by Letters Patent, is—

1. A boot the upper of which consists of a main portion, A, fashioned or cut as shown, and suitably crimped and stitched down the back at seam *c*, a back-seam stay, E, covering and securing seam *c*, and a gore, B, stitched in the front opening, *a*, of the leg of the main portion A, substantially as herein described.

2. A boot the upper of which consists of the main portion A, fashioned or cut as shown, and stitched down the back at *c*, when suitably crimped, the back-seam stay E, the counter-protector C, and the gore B, stitched in the front opening, *a*, of the leg of the main portion A, all arranged and combined substantially as herein described.

In witness whereof I hereunto set my hand.

THOMAS H. BUCKINGHAM.

Witnesses:

C. D. COLE,
J. H. BLOOD.