

(No Model.)

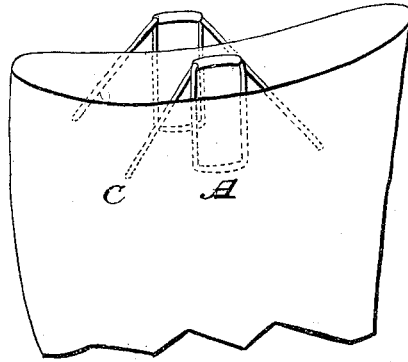
J. B. BELCHER.

BOOT STRAP.

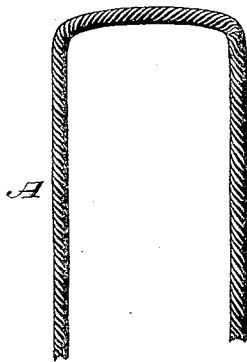
No. 263,465.

Patented Aug. 29, 1882.

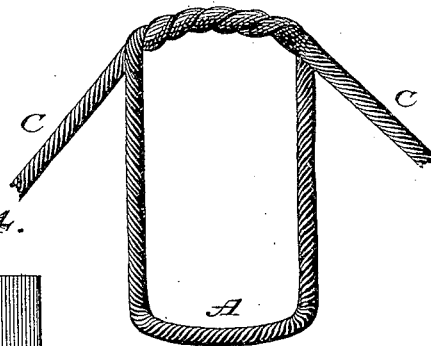
*Fig. 1.*



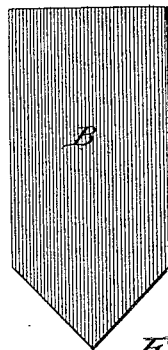
*Fig. 2.*



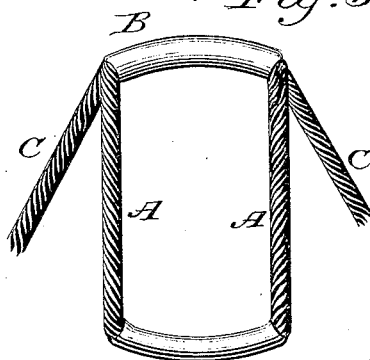
*Fig. 3.*



*Fig. 4.*



*Fig. 5.*



*Witnesses:*

*John C. Fille  
Benajah W. Warren*

*Inventor:*

*John B. Belcher*

# UNITED STATES PATENT OFFICE.

JOHN B. BELCHER, OF CHARLOTTE, MICHIGAN.

## BOOT-STRAP.

SPECIFICATION forming part of Letters Patent No. 263,465, dated August 29, 1882.

Application filed June 14, 1882. (No model.)

*To all whom it may concern:*

Be it known that I, JOHN B. BELCHER, of Charlotte, in the county of Eaton and State of Michigan, have invented a new and Improved  
5 Boot-Strap; and I do hereby declare the same to be described in the following specification and represented in the accompanying drawings, of which—

Figure 1 is a perspective view of a boot-leg  
10 provided with my improved straps, and Figs. 2, 3, 4, and 5 represent the two parts of which the strap is composed, and also illustrate the method of manufacture.

This invention relates to an improvement in  
15 boot-straps with special reference to india-rubber boots, the object being to make a strap having the shape of an oblong loop supported by two additional attaching-straps from the top, which greatly add to its strength and usefulness; and the invention consists in the construction as hereinafter described.

I first take a piece of strong cord, A, as in Fig. 2, of the required length, and saturate and coat it with rubber cement, or cover it with a  
25 combination of rubber and fabric its entire length. I then form cord A into the oblong loop interlaced or joined at its upper end, as shown in Fig. 3. I next take a strong piece of prepared fabric and rubber, B, of required dimensions, (represented in Fig. 4,) and wind it  
30 tightly around cord A at the place where it is interlaced or joined, for the purpose of strengthening and more smoothly and securely uniting the cord at this place, as illustrated in Fig. 5.  
35 The two extreme ends, extending diagonally,

constitute the additional attaching straps or supports C C. This completes the strap. It is applied to the boot by being placed between the outer part of the boot and its lining, with the end of the loop at which cord A is united  
40 extending sufficiently high above the top of the boot-leg to allow the insertion of the finger in pulling on the boot, the material of which the strap is composed being of such a nature as to cause it to permanently adhere to the  
45 parts of the boot when vulcanized in the usual manner. The lower portion of the loop, forming the two central attachments and possessing great strength, is less liable to pull out than when single or disconnected below the top of  
50 the boot, as previously used, while the attaching straps C C serve to strengthen and brace it, and render it unnecessary to have the attaching parts where they enter the boot so large as to produce an unsightly bunch, as do  
55 other straps having a less number of attaching parts.

I claim—

An improved boot-strap consisting of a suitable cord formed into a loop, having the upper  
60 portion doubled or interlaced, as shown, and covered with a prepared fabric, the free ends of the loop forming additional attaching-straps, all substantially as and for the purpose set forth.

JOHN B. BELCHER.

Witnesses:

JOHN C. FILE,  
L. O. SMITH.