

(No Model.)

C. H. & M. M. FREER.

SNAP HOOK.

No. 263,693.

Patented Sept. 5, 1882.

Fig. 1.

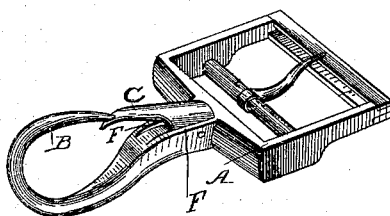


Fig. 2.

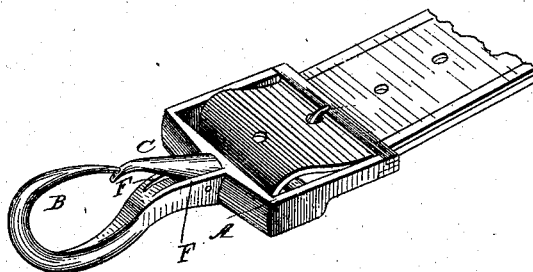
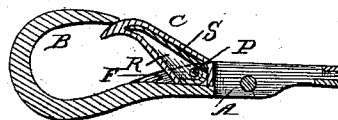


Fig. 3.



WITNESSES:

Wm. L. Dutcher,
Jas. W. Lockett,

INVENTOR.

C. H. and M. M. Freer,
by *C. A. Snow & Co.*
ATTORNEYS.

UNITED STATES PATENT OFFICE.

CHARLES H. FREER AND MAYNARD M. FREER, OF BLUE EARTH CITY, MINN.

SNAP-HOOK.

SPECIFICATION forming part of Letters Patent No. 263,693, dated September 5, 1882.

Application filed June 6, 1882. (No model.)

To all whom it may concern:

Be it known that we, CHAS. H. FREER and MAYNARD M. FREER, of Blue Earth City, in the county of Faribault and State of Minnesota, have invented certain new and useful Improvements in Snap-Hooks; and we do hereby declare that the following is a full, clear, and exact description of the invention, which will enable others skilled in the art to which it appertains to make and use the same, reference being had to the accompanying drawings, which form a part of this specification.

Figure 1 is a perspective view. Fig. 2 is a perspective view showing the device attached to a strap, and Fig. 3 is a longitudinal sectional view.

Corresponding parts in the several figures are denoted by like letters of reference.

This invention relates to snap-hooks for harness and the like; and it consists in certain improvements in the construction of the same, which will be hereinafter more fully described, and particularly pointed out in the claim.

In the drawings hereto annexed, A represents a suitable frame adapted to be attached to a harness-strap, and provided at its front end with a forward-extending hook, B, between

flanges F of which the spring-tongue C, forming the snap, is pivoted. Said tongue C is made hollow or provided with a chamber, R, in which the spring S is placed, said spring being bent around the pivot-pin P, its lower end or arm bearing against the base of hook B and its upper outer arm against the tongue C, which is thus forced upward. By this construction no part of the spring is exposed, and it is thus well protected and not liable to injury.

Having thus described our invention, we claim and desire to secure by Letters Patent of the United States—

As an improvement in snap-hooks, the frame A, having hook B, in combination with the snap or tongue C, having recess or chamber R, and the flat spring S, bent around the pivot-pin P and fitted in said recess, as set forth.

In testimony that we claim the foregoing as our own we have hereto affixed our signatures in presence of two witnesses.

CHARLES H. FREER.

MAYNARD M. FREER.

Witnesses:

GEORGE E. SMITH,

H. J. NEAL.