

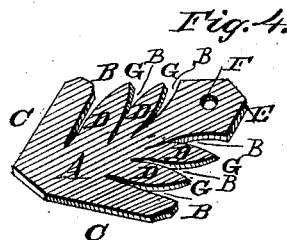
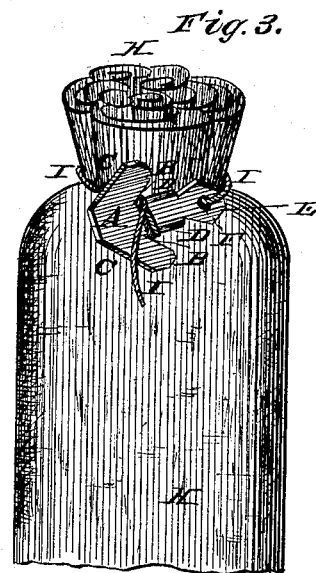
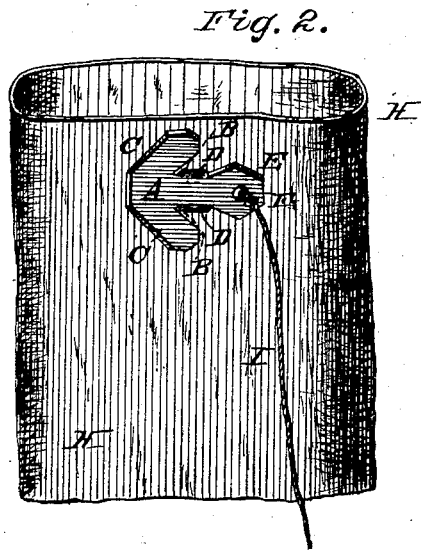
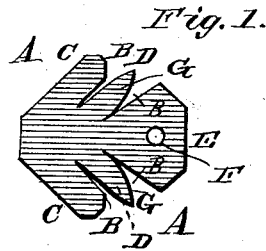
(No Model.)

J. W. ESTES.

BAG FASTENER.

No. 264,068.

Patented Sept. 12, 1882.



WITNESSES

Fred. L. Dietrich,
P. C. Dietrich.

INVENTOR

John W. Estes
C. H. Snow & Co.
Attorneys

UNITED STATES PATENT OFFICE.

JOHN W. ESTES, OF KEYTESVILLE, MISSOURI.

BAG-FASTENER.

SPECIFICATION forming part of Letters Patent No. 264,068, dated September 12, 1882.

Application filed February 3, 1882. (No model.)

To all whom it may concern:

Be it known that I, JOHN W. ESTES, of Keytesville, in the county of Chariton and State of Missouri, have invented certain new and useful Improvements in Bag-Fasteners; and I do hereby declare that the following is a full, clear, and exact description of the invention, which will enable others skilled in the art to which it appertains to make and use the same, reference being had to the accompanying drawings, which form a part of this specification.

Figure 1 is a plan view of my improved bag-tie. Fig. 2 is a perspective view of the same attached to a bag. Fig. 3 is a perspective view, showing the mouth of the bag tied; and Fig. 4 is a perspective view, showing a modification.

Corresponding parts in the several figures are denoted by like letters of reference.

This invention relates to bag ties or fasteners; and it consists in certain improvements in the construction of the same, which will be hereinafter fully described, and particularly pointed out in the claims.

In the drawings hereto annexed, A represents my improved bag-tie, which consists of a piece or plate of sheet metal or other suitable material, and of substantially the shape represented in Fig. 1 of the drawings. The plate A is provided on each side with two parallel or nearly parallel diagonal incisions, B B, extending toward the front end of said plate, and forming a pair of flaps, C C, a pair of centrally-located fingers, D D, and at the rear end a butt, E, which is provided, as shown, with a perforation, F. The ends of the fingers D are to be pointed, as at G.

The tie or fastener is to be secured to the bag or sack, which in the drawings is denoted by letter H, in the following manner: The fingers D are turned downward at right angles

to the body of the fastener and passed through the material of the bag at a suitable distance from the mouth or opening of the latter, the said fingers being clinched upon the under side of the material, to which the fastener is thus permanently attached. A cord, I, is attached to the fastener by passing one end thereof through the opening or eye F and tying or otherwise securing it.

The operation of my invention will be readily understood from the foregoing description, taken in connection with the drawings hereto annexed. To tie the bag, the cord I is passed once or several times around its mouth, after which it is wrapped around the flaps C, as shown in the drawings, by which it is held securely.

Instead of only two pointed fingers or prongs D, three or more such fingers may be formed for the purpose of attaching the fastener securely to the sack. In Fig. 4 I have shown a fastener provided with four such fingers.

Having thus described my invention, I claim and desire to secure by Letters Patent of the United States—

1. A bag-fastener consisting of a metallic plate having pointed fingers or prongs D, wings or flaps C C, and provided with the cord I, as set forth.

2. As an improvement in bag-fasteners, the herein-described metallic plate A, having diagonal incisions B B, forming fingers D, wings or flaps C, and butt E, the latter having a perforation, F, in combination with the cord I, as and for the purpose set forth.

In testimony that I claim the foregoing as my own I have hereto affixed my signature in presence of two witnesses.

JOHN W. ESTES.

Witnesses:

JNO. A. LEE,

CHAS. VEATCH.