

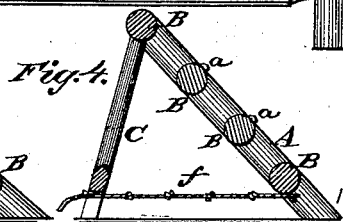
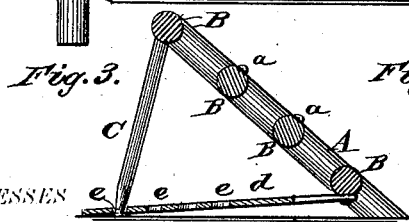
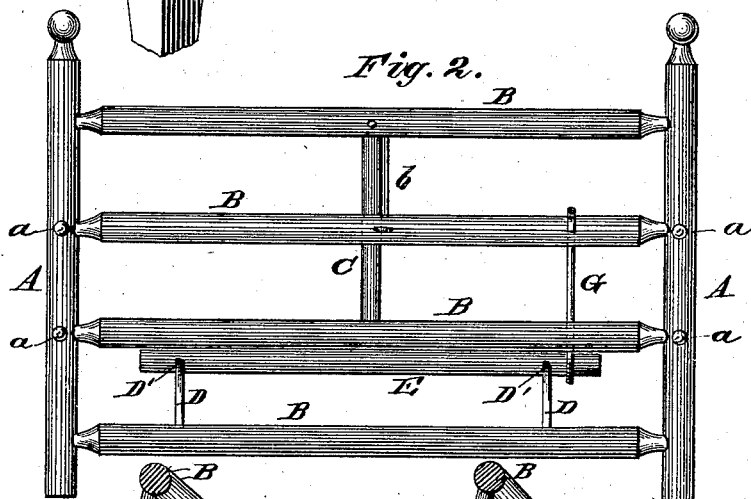
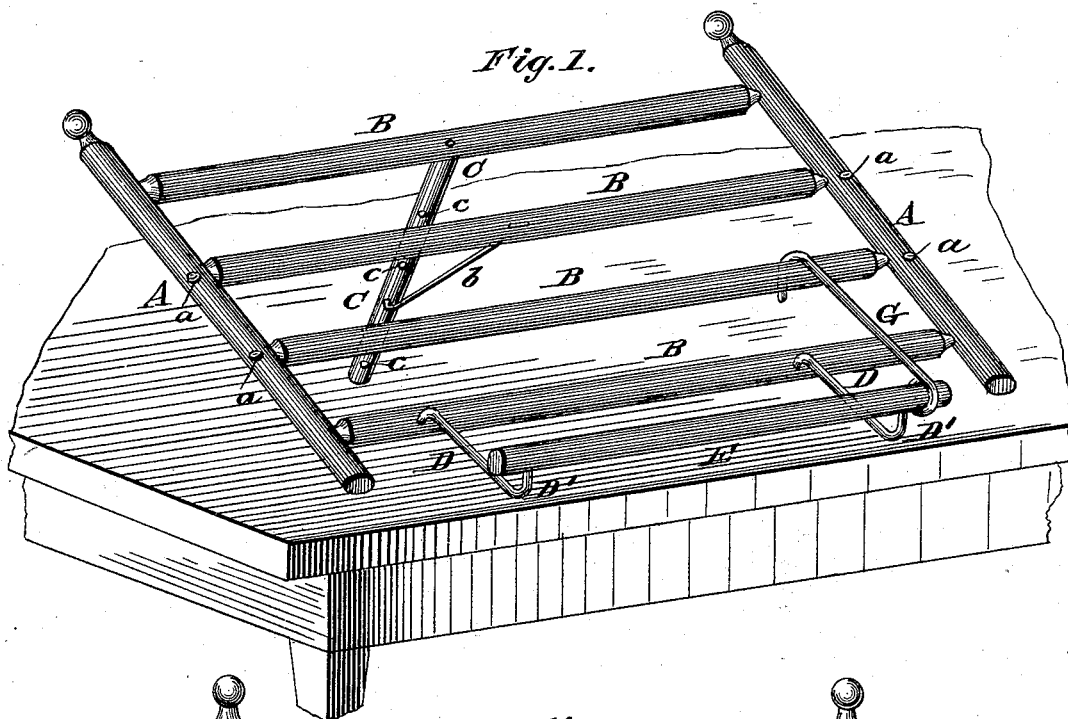
(No Model.)

E. J. BONETT, T. GILFILLAN & A. W. FLANDERS.

BOOK REST.

No. 264,234.

Patented Sept. 12, 1882.



WITNESSES

LIFEY TORS:

Hed. L. Dietrich.
P. C. Dietrich.

By their Attorneys
A. Peterson & Co.

Edwin J. Bonett,
Thomas Gilfillan,
Albert W. Flanders.

UNITED STATES PATENT OFFICE.

EDWIN J. BONETT, THOMAS GILFILLAN, AND ALBERT W. FLANDERS, OF
BARNET, VERMONT.

BOOK-REST.

SPECIFICATION forming part of Letters Patent No. 264,234, dated September 12, 1882.

Application filed July 1, 1881. Renewed August 8, 1882. (No model.)

To all whom it may concern:

Be it known that we, EDWIN J. BONETT THOMAS GILFILLAN, and ALBERT W. FLANDERS, of Barnet, in the county of Caledonia and State of Vermont, have invented certain new and useful Improvements in Book-Rests; and we do hereby declare that the following is a full, clear, and exact description of the invention, which will enable others skilled in the art to which it appertains to make and use the same, reference being had to the accompanying drawings, which form a part of this specification, and in which—

Figure 1 is a perspective view of our improved book-rest ready for use. Fig. 2 is a side view of the same, showing it folded, ready for packing; and Figs. 3 and 4 represent detail views of modified devices for adjusting the back-brace so as to regulate the pitch of the rest.

Similar letters of reference indicate corresponding parts in all the figures.

Our invention has relation to book-rests for conveniently supporting an open book at any desired pitch or angle before the reader; and it consists in the detailed construction and arrangement of parts of the rest, as hereinafter more fully set forth, having for its object to make it cheap, light, durable, and convenient.

In the annexed drawings, A A are the side pieces, which are connected by parallel cross-bars B B, the ends of which are tenoned and inserted into holes or recesses bored in the side pieces. The middle cross-bars (of which there may be one or more) are fastened to the sides by small tacks *a a*, or in any other suitable manner; but the top and bottom bars are movable. Upon the middle of the former is secured, at right angles, the back brace or support C, the pitch of which may be adjusted by means of a wire hook, *b*, the outer end of which is adapted to be hooked into any one of a series of apertures, *c*, in the brace C, as clearly shown in Fig. 1. If desired, however, other means may be employed for adjusting the brace, as represented in Figs. 3 and 4 of the drawings, the former figure showing a flat strip, *d*, which is fastened at right angles to the middle of the bottom cross-bar and runs back toward the brace, the lower end of which

is inserted through any one of a series of holes, *e*, in the strip, and thus held in its adjusted position; or, as in Fig. 4, a knotted cord, *f*, may be attached at one end to the middle of one of the lower cross-bars and its free end passed through a slot, *g*, in the lower end of the brace, so that the knot back of the brace will retain this in its proper adjusted position. Into the movable bottom cross-bar are inserted two wire arms, D D, the outer ends of which are bent upwardly to form elbows D' D', supporting the front cross-bar or book-roll, E. When the rest is placed upon a table or other suitable support this roll E will adjust itself, the elbows D' D' resting on the table, in which position the roll will impinge upon the open part of the book and prevent the leaves from turning; but in the case of thick volumes, where the roll E would not in itself be sufficient to hold the leaves in place, we employ a hook, G, which is hinged upon one end of the book-roll and hooked upon the second cross-bar from the bottom, as shown in Fig. 1.

In packing or storing the rest is folded by turning the brace down flat against the back and turning the book-roll E, with its arms, back and up under the second cross-bar from the bottom, as shown in Fig. 2.

Having thus described our invention, we claim and desire to secure by Letters Patent of the United States—

The herein-described adjustable book-rest, composed of the sides A A, connected by one or more immovable cross-bars, B, a movable top bar provided with the back brace or support C, a movable bottom bar provided with the elbows D D', and book-roll E, having hook G, and suitable means for securing the back-brace C in any given position, constructed and combined substantially as and for the purpose herein shown and set forth.

In testimony that we claim the foregoing as our own we have hereto affixed our signatures in presence of two witnesses.

EDWIN J. BONETT.
THOMAS GILFILLAN.
ALBERT W. FLANDERS.

Witnesses:

FRED. A. LEAVITT,
CLAUDE H. GILFILLAN.