

(No Model.)

M. T. MOORE.

CIGARETTE BOX.

No. 264,326.

Patented Sept. 12, 1882.

Fig. 1,

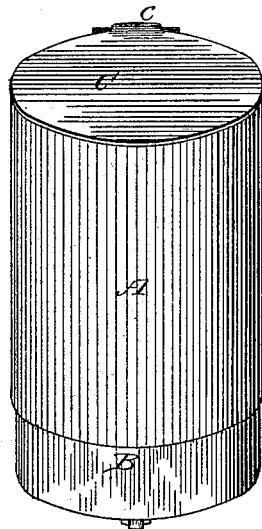


Fig. 2,

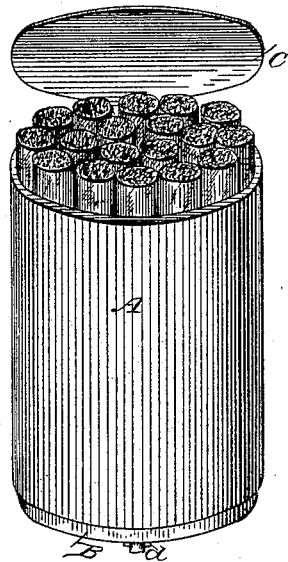


Fig. 3,

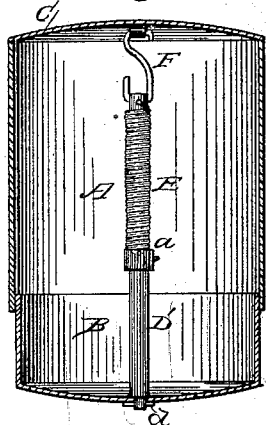
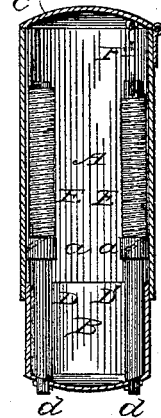


Fig. 4,



WITNESSES:

Med. S. Dieterich
Charles A. Baker

Myron T. Moore
INVENTOR,
by Louis Bagger & Co.

ATTORNEYS.

UNITED STATES PATENT OFFICE.

MYRON T. MOORE, OF AUBURN, NEW YORK.

CIGARETTE-BOX.

SPECIFICATION forming part of Letters Patent No. 264,326, dated September 12, 1882.

Application filed February 28, 1882. (No model.)

To all whom it may concern:

Be it known that I, MYRON T. MOORE, of Auburn, in the county of Cayuga and State of New York, have invented certain new and useful Improvements in Cigarette or Match Boxes; and I do hereby declare that the following is a full, clear, and exact description of the invention, which will enable others skilled in the art to which it appertains to make and use the same, reference being had to the accompanying drawings, which form a part of this specification, and in which—

Figure 1 is a perspective view of the box closed. Fig. 2 is a similar view, showing it open. Fig. 3 is a longitudinal vertical section, and Fig. 4 is a longitudinal transverse or cross-section, of the same.

Similar letters of reference indicate corresponding parts in all the figures.

My invention relates to boxes adapted to be carried in the pocket for matches, cigarettes, or cigars; and the novelty consists in the improved construction of the same, as hereinafter more fully described and claimed.

My improved box, which may be of any desired shape or size, as utility or fancy may direct, consists essentially of three parts—viz., a body, A, which is open at both ends, a sliding bottom part, B, and a hinged cover, C. The bottom B is inserted into the case or body A, to the opposite end or top of which the cover C is hinged at *c*. To the inside of the case or body A are fastened two sleeves or keepers, *a a*, one on each side, through which are inserted loosely rods D D', that pass down through apertures in the bottom B, where they are held in place by pins *d d* or by other suitable means. Each of the rods D D' is enveloped by a spiral spring, E E, the lower ends of which are fastened in the keepers *a a*, while their upper ends are attached to the upper ends of the rods D and D', respectively. A wire link or bail, F, connects the inside of the cover with the upper end of the rod D'.

From the foregoing description, taken in connection with the drawings, the operation of the box will readily be understood. The contraction of the springs E E operates to pull the rods D D' in a downward direction through their loops or keepers *a a*, and with them the sliding bottom part, B, and operates also to close the lid or cover through the medium of the connecting-link F. To open the box, the sliding bottom B is pushed up into the case A, and by the same motion the contents of the box—such as matches, cigarettes, or cigars—are pushed up so as to project over the rim of the box, as shown in Fig. 2, in such a position that one or more may readily be removed at will. When the sliding bottom is let go the springs will pull the sliding bottom back into its normal position, and at the same time close the cover.

It is obvious that rubber springs may be substituted for the spiral springs E E; also, that these springs need not envelop the rods D D', but may pass alongside of them. For the sake of convenience and compactness, however, I prefer to use the construction and arrangement shown in the drawings.

Having thus described my invention, I claim and desire to secure by Letters Patent of the United States—

The combination of the case or body A, open at both ends, and having inside loops or keepers *a a*, sliding bottom B, hinged cover C, connecting-link F, rods D D', and springs E E, substantially as and for the purpose herein shown and set forth.

In testimony that I claim the foregoing as my own I have hereunto affixed my signature in presence of two witnesses.

MYRON T. MOORE.

Witnesses:

J. LEE BUNDY,
WILLARD L. BUNDY.