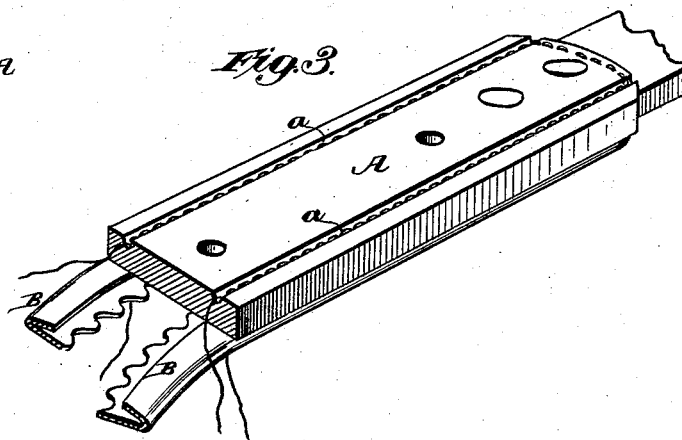
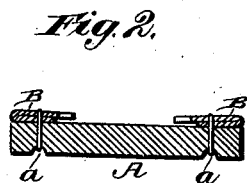
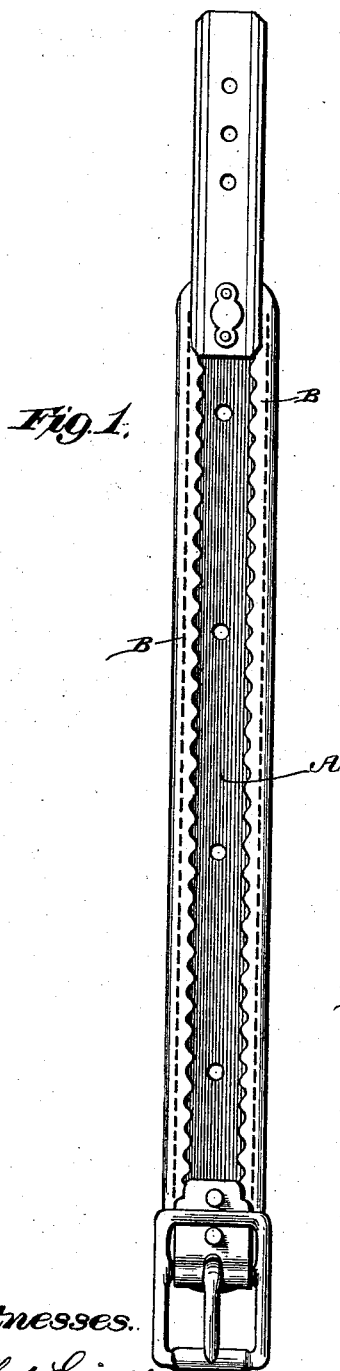


(No Model.)

S. KIRBY.
STRAP FOR BELLS, &c.

No. 264,411.

Patented Sept. 12, 1882.



Witnesses.

Robert Elliott,

J. A. Rutherford

Inventor.

Samuel Kirby.

By James L. Norris,

Atty.

UNITED STATES PATENT OFFICE.

SAMUEL KIRBY, OF EAST HAMPTON, CONNECTICUT, ASSIGNOR TO BEVIN BROTHERS MANUFACTURING COMPANY, OF SAME PLACE.

STRAP FOR BELLS, &c.

SPECIFICATION forming part of Letters Patent No. 264,411, dated September 12, 1882.

Application filed August 4, 1882. (No model.)

To all whom it may concern:

Be it known that I, SAMUEL KIRBY, a citizen of the United States, residing at East Hampton, in the county of Middlesex and State of Connecticut, have invented new and useful Improvements in Straps for Bells and other Purposes, of which the following is a specification.

This invention relates to improvements in straps for bells and other purposes; and it consists in a strap channeled on its under side, and having two doubled and ornamented strips secured to its top edges by lines of stitches which are embedded in the channels upon the lower surface of the body portion.

Referring to the drawings, Figure 1 is a plan view, showing the outer side of the strap. Fig. 2 is a transverse section of Fig. 1. Fig. 3 is a perspective view of a portion of the strap turned with its under side uppermost.

A in the drawings indicates the body of the strap, and B the ornamental edge or binding. The latter is composed of any suitable material—such as morocco, cloth, leather, &c., of any suitable color. One edge of the binding-strip B may be pinked, crenelated, or otherwise ornamented, and it is then doubled or folded upon itself in such manner that this edge shall project beyond the plain edge in the manner shown in the sectional view, Fig. 2. This folded strip is then laid upon the strap A, with its folded edge in the same vertical plane with the edge strap, and it is secured thereto by thread passing through both thicknesses of the folded border. Upon the lower surface of the strap A, and in such position as to receive the thread by which the border B is attached, I form channels *a a*, near edges of the strap, as shown in Figs. 2 and 3. These channels are shallow, but are of sufficient depth to more than contain the attaching-thread in such manner that when the strap is in use friction upon its under surface will not

wear upon the thread and thereby cause it to break and release the border.

It will be seen that by doubling the border upon itself, with the pinked or ornamented edge above and lying upon the other, a far more ornamental appearance is given to the binding, since the notched edge, instead of lying flat upon and in contact with the surface of the strap, is in relief, and the contact is thereby rendered more prominent. Moreover, by folding the binding-strip I obtain a finished instead of a raw edge bordering upon the edge of the strap, and am thereby enabled to attach the binding to the upper surface only of the strap, instead of extending it over said edge and around the under surface, as has heretofore been usual. By this feature of construction I am enabled to lay the thread in the channels *a a*, which would be impossible in the other method of applying the border.

As already remarked, by laying the thread in channels on the under face of the strap no amount of wear or friction upon the latter will affect the former; whereas in a strap having the border attached in the old way the wear upon the strap soon destroys the thread and allows it to ravel out.

What I claim is—

A strap for bells and other purposes, consisting of the body portion A, channeled on its under side, and having secured to its top edges the doubled and ornamented strips B B by lines of stitches which are embedded in the channels upon the lower surface of the body portion, substantially as described.

In testimony whereof I have hereunto set my hand in the presence of two subscribing witnesses.

SAMUEL KIRBY.

Witnesses:

NATHL. C. SMITH,
C. W. A. BUELL.