

(No Model.)

M. W. WEBBER.

TAG HOLDER.

No. 264,587.

Patented Sept. 19, 1882.

Fig. 1.

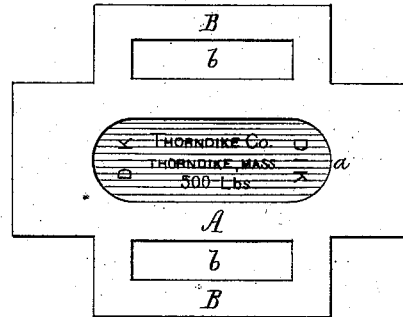


Fig. 2.

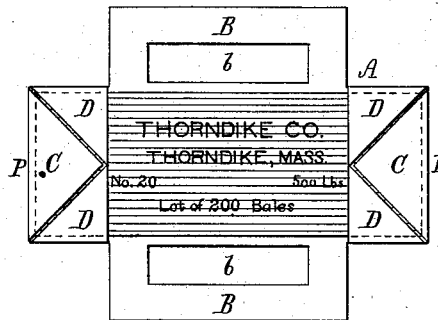


Fig. 4.




Fig. 3.

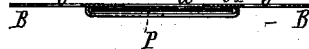
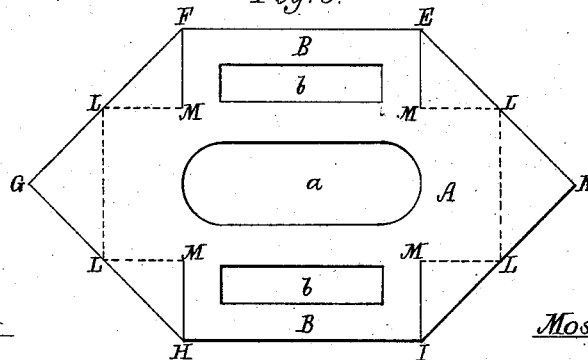


Fig. 5.



Witnesses
S. N. Piper
E. B. Pratt

Inventor
Moses W. Webber
by R. H. Eddy att'y

UNITED STATES PATENT OFFICE.

MOSES W. WEBBER, OF BIDDEFORD, MAINE.

TAG-HOLDER.

SPECIFICATION forming part of Letters Patent No. 264,587, dated September 19, 1882.

Application filed July 31, 1882. (No model.)

To all whom it may concern:

Be it known that I, MOSES W. WEBBER, of Biddeford, in the county of York, of the State of Maine, have invented a new and useful Improvement in Tag-Holders for Cotton-Bales, &c.; and I do hereby declare the same to be described in the following specification, and represented in the accompanying drawings, of which—

10 Figure 1 is a front view, Fig. 2 a rear view, Fig. 3 a transverse section, and Fig. 4 a longitudinal section, of a tag-holder of my improved kind with a tag placed therein. Fig. 5 exhibits its form preparatory to turning down the two sets of end lips.

15 The nature of the invention is defined in the claim hereinafter presented.

This holder not only has means of securing it to a bale, but others for holding and supporting a descriptive tag or card, such as generally applied to a bale of cotton to indicate its weight and destination, &c.

25 The holder consists of a plate, A, of sheet metal, with or without a slot or opening, *a*, in its middle, and having at its opposite longer edges two ears, B B, provided with slots *b* in them, as shown, the plate also having at and near each end of it a set of triangular or other proper-shaped lips, D C D. The lips of each set are turned down into parallelism with the plate, so as to form a pocket, P, for reception of the card, label, or tag at one end portion thereof, such card being inserted at its opposite ends into the two pockets.

35 To secure the tag-holder to a bale, a hoop

thereof is to be passed through the slots of the two ears—that is, first downward into and through one and next upward into and through the other of them, the hoop being next secured together at its ends and about the bale in the ordinary manner.

In constructing the tag-holder I usually cut the plate composing it in the form as shown at E F G H I K in Fig. 5, from which it will be seen that it is right-angled triangular at each of its opposite ends. Having done this and made in it the three slots *b a b* and slit it through on the lines M E, M F, M H, and M I, I turn over the lips C C or triangular portions L K L and L G L into parallelism with the next adjacent parts L M M L of such plate. After which, or at the same time, or before, I turn over into parallelism with the plate the lips D or triangles L M E, L M F, L M H, and L M I, each being bent over at its line L M. In this way I form the plate with pockets P and slotted ears B, arranged with it as represented, and also with an opening, *a*, for the display of the card or tag.

What I claim as my invention is—

60 The plate A, slotted and slit as represented, and having portions C C and D D D D of it turned down into parallelism, or about so, with the rest of the plate, so as to form pockets P, as and for the purpose substantially as set forth.

MOSES W. WEBBER.

Witnesses:

R. H. EDDY,
S. N. PIPER.