

(No Model.)

J. HUGILL.
NAPKIN HOLDER.

No. 264,879.

Patented Sept. 26, 1882.

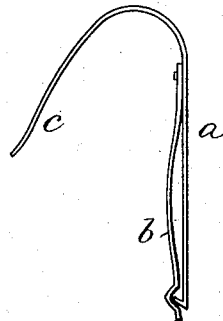


Fig. 1.

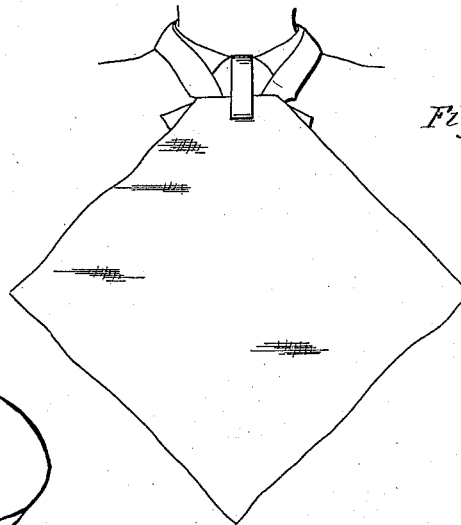


Fig. 2.

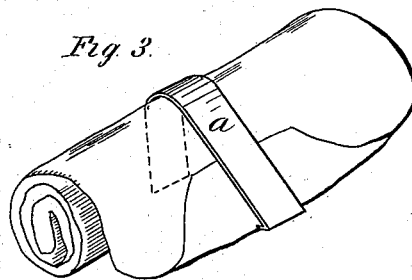


Fig. 3.

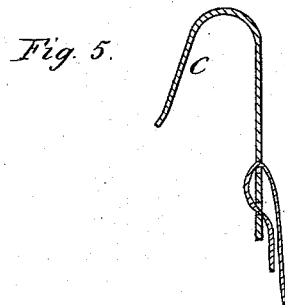


Fig. 5.

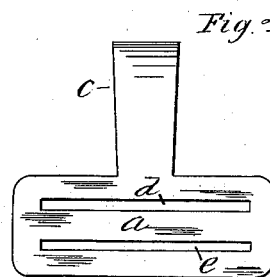


Fig. 4.

Witnesses:

C. L. Burdett.

H. H. Marsh

Inventor:

James Hugill
By W. E. Simonds,
Atty

UNITED STATES PATENT OFFICE.

JAMES HUGILL, OF WOODBRIDGE, CALIFORNIA.

NAPKIN-HOLDER.

SPECIFICATION forming part of Letters Patent No. 264,879, dated September 26, 1882.

Application filed July 24, 1882. (No model.)

To all whom it may concern:

Be it known that I, JAMES HUGILL, of Woodbridge, in the county of San Joaquin, State of California, have invented certain new and useful Improvements in Napkin-Holders, of which the following is a description, reference being had to the accompanying drawings, where—

Figure 1 is a side view of one form of my device. Fig. 2 is a front view of the same shown in use as a napkin-supporter. Fig. 3 is a perspective view of the same shown in use as a napkin holder or ring. Fig. 4 is a front view of an alternate form of my device. Fig. 5 is a view in cross-section of same, showing method of holding the napkin.

My invention relates to an article of tableware designed as an aid in using napkins; and it consists in a clasp or similar device adapted to support the napkin in use, and a hook or bent portion, which aids in supporting the napkin, and also holds it in a roll when not in use.

In the accompanying drawings, the letter *a* denotes the device as a whole, made of any suitable material—as metal, hard rubber, celluloid, or the like—having at one end a spring-clasp, *b*, arranged to hold a napkin or similar article, as by the corner, and at the other end having a curved or hook-shaped piece, formed generally integrally with the main portion of the device.

The object of my invention is to provide a ready means of supporting the napkin so as to protect the dress of the user, and also to embody in the same device and in convenient form a ring or holder that will keep the napkin ready for immediate use.

To use my invention as a supporter, a corner of the napkin is placed within the grasp of the clasp *b*, the hook *c* is inserted over the collar at the throat of the user, and the napkin spread over the dress, as shown in Fig. 2. After use in this manner, the napkin, having been folded or rolled in any suitable way, is placed within the hook *c*, the corner still remaining in the grasp of the clasp, as shown in Fig. 3, and is ready for use again by simply shaking out the folds.

It is obvious that one or more of these supporters may be used on a napkin, and that they may be fastened to any suitable part of the dress.

An alternate form of my device is shown in Figs. 4 and 5, where the napkin is shown as fastened to the supporter by passing the corner of it through the upper slot, *d*, and returning it through the lower slot, *e*. The hook or holder is of the same form as that already described.

Various forms of clasps, buckles, or other means of securing the napkin to the supporter may be used, and these are not material to my invention, which consists in providing means in one and the same device for fastening it to a napkin, to the dress of the user, and also affording a holder or ring to keep the napkin in a neat and folded form ready for use again.

I mean by the word "holder" in the following claims to describe the office of the device as a napkin-ring, and by "supporter" its office in fastening the napkin to the dress of the wearer.

I claim as my invention—

1. As a new article of manufacture, a napkin holder and supporter combined, all substantially as described, and for the purpose set forth.

2. In combination, a napkin ring or holder formed of suitable material, bent in form of a hook, and a clasp or equivalent device for securing it to the napkin, the whole adapted to serve as a napkin holder and supporter, all substantially as described.

3. In a napkin holder and supporter, in combination, plate *a*, having hook *c*, and clasp *b*, all substantially as described.

4. In a napkin holder and supporter, a plate, *a*, having hook *c* and one or more slots, *d* and *e*, all substantially as described, and for the purpose set forth.

JAMES HUGILL.

Witnesses:

C. L. BURDETT,
WALTER HAYES BERNICE.