

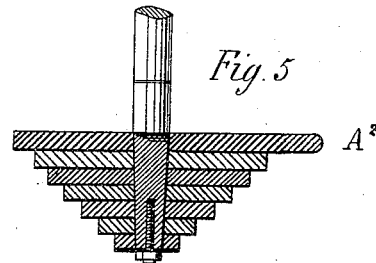
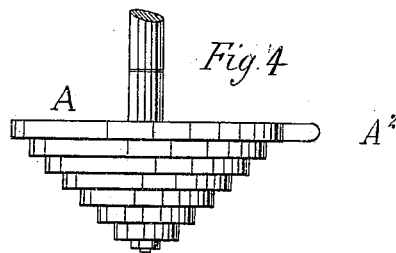
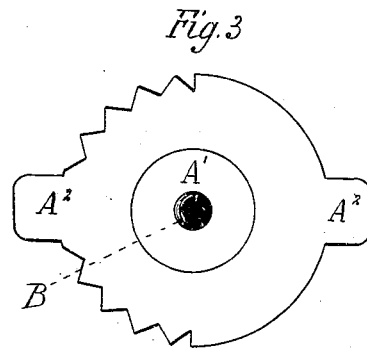
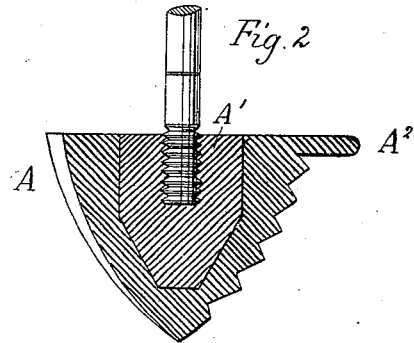
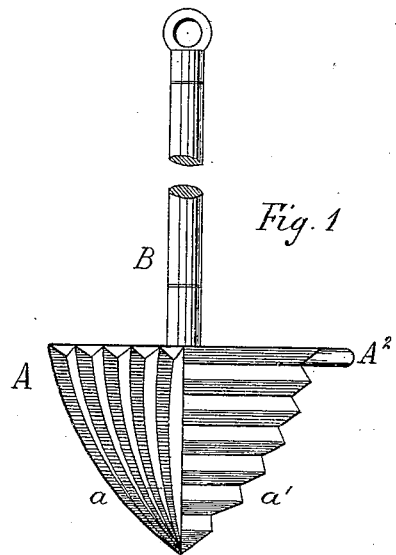
(No Model.)

L. O. HOWELL, Jr.

IMPLEMENT FOR CLEANING WATER CLOSET BOWLS.

No. 265,319.

Patented Oct. 3, 1882.



WITNESSES

*Wm. A. Lowe*

*J. H. Hunsford*

INVENTOR

*Lewis O. Howell, Jr.*

*By A. M. Pierce*  
Att'y.

# UNITED STATES PATENT OFFICE.

LEWIS O. HOWELL, JR., OF PHILADELPHIA, PENNSYLVANIA.

## IMPLEMENT FOR CLEANING WATER-CLOSET BOWLS.

SPECIFICATION forming part of Letters Patent No. 265,319, dated October 3, 1882.

Application filed June 28, 1882. (No model.)

*To all whom it may concern:*

Be it known that I, LEWIS O. HOWELL, JR., of Philadelphia, county of Philadelphia, and State of Pennsylvania, have invented certain new and useful Improvements in Implements for Cleaning the Bowls of Water-Closets, of which the following is a full, clear, and exact description, reference being had to the accompanying drawings, and to the letters of reference marked thereon.

My invention relates especially to domestic implements, being an improvement upon the device shown and described by me in an application for a patent for an improvement in implements for cleaning the bowls of water-closets filed February 28, 1882.

My present device consists essentially of an inverted cone, constructed of rubber, molded solid, or with a core of wood or other suitable material. Said cone is corrugated either vertically or horizontally, or in both directions, and provided with a handle for manipulating the same. Instead of being molded of one piece, the cone may be constructed of disks of rubber, felt, or other flexible material, each disk decreasing in size from the base of the cone, thus presenting a corrugated or uneven rubbing surface; and my invention involves certain novel and useful combinations or arrangements of parts and peculiarities of construction, all of which will be hereinafter first fully described, and then pointed out in the claims.

In the drawings, Figure 1 is a side elevation of my improved device, and Fig. 2 is a vertical central sectional view thereof. Fig. 3 is a plan view of the base of the cone. Fig. 4 is an elevation of a cone constructed of separate disks of flexible material, and Fig. 5 shows a vertical central section therethrough.

Like letters of reference, wherever they occur, indicate corresponding parts in all the figures.

A is a cone composed of rubber, molded in one piece, or of disks of flexible material. Illustrated in Figs. 4 and 5. When made of a single piece the center of the cone may be formed of a core of wood, A', or other suitable material, which will reduce the cost of the completed article, while at the same time its efficiency will not be impaired.

B is a handle, of wood or other material, attached to the cone.

A<sup>2</sup> is a lip extending from the base of the cone, as plainly indicated. This lip is employed for reaching the upper edge of the bowl when the same is bent over or is covered by the seat-board.

As shown in Fig. 1, cone A is corrugated, one half of its circumference being provided with vertical corrugations *a* and the other half with horizontal corrugations *a'*.

In using the implement, when it is desired to remove any substance from the surface of the bowl corrugations *a'* are brought to bear against its surface, and an upward and downward motion is imparted to the device; but when it is desired to reach the edge of the outlet from the bowl corrugations *a* are presented to the part to be cleaned, and a twisting movement is imparted to the instrument. Thus by its peculiar construction all parts of the bowl may be reached and thoroughly cleaned.

If desired, handle B may be provided with a cone at each extremity, all the corrugations on one of said cones being vertical and upon the other horizontal. When the cone is constructed of a series of disks of flexible material the handle B should extend a greater part of the way therethrough, in order to insure the maintaining of the various parts in proper position.

Having now fully described my invention, what I claim as new therein, and desire to secure by Letters Patent, is—

1. An implement for cleaning the bowls of water-closets, consisting of an inverted corrugated or ribbed cone constructed of flexible material, as set forth, said cone being provided at its base with a handle, substantially as shown and described.

2. In an implement of the character herein specified, corrugated or ribbed inverted cone A, bearing lip A<sup>2</sup>, core A', and handle B, the whole combined and arranged to operate substantially as shown and described.

In testimony that I claim the foregoing I have hereunto set my hand in the presence of two witnesses.

LEWIS O. HOWELL, JR.

Witnesses:

F. W. HANAFORD,  
A. M. PIERCE.