

(Model.)

J. HOWENSTINE.
MAKING BOXES AND BASKETS.

No. 265,419.

Patented Oct. 3, 1882.

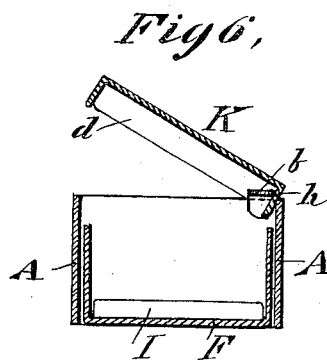
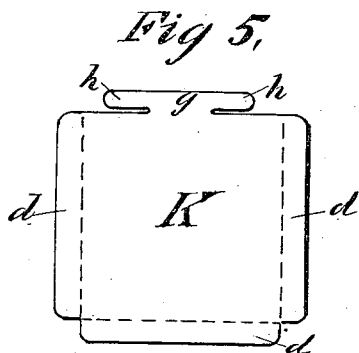
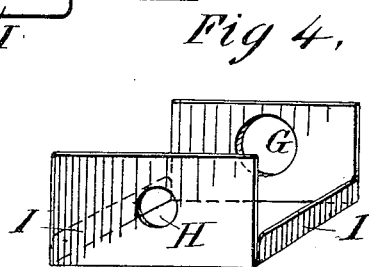
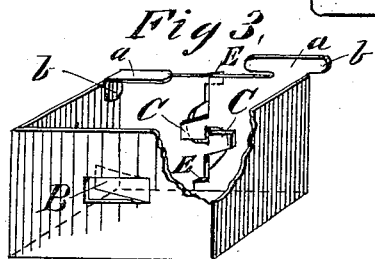
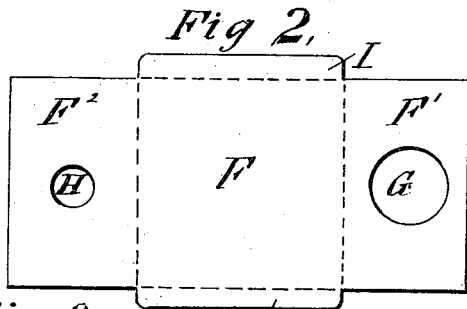
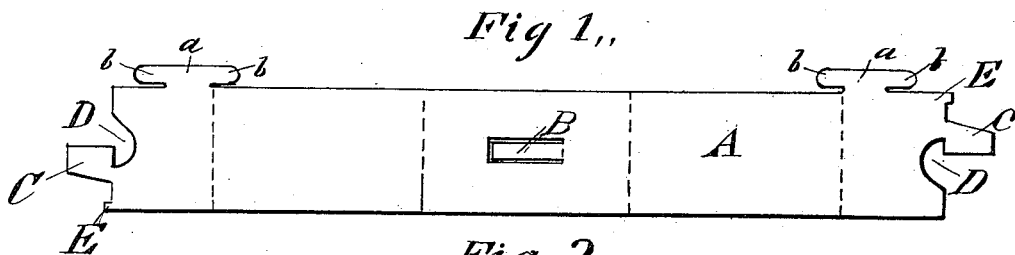

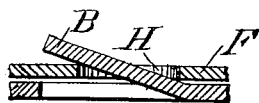


Fig 7.,

Fig 8.,



WITNESSES:

Chas. J. Howell,
C. Sedgwick

INVENTOR:

BY

J. Howenstine
Munn & Co

ATTORNEYS.

UNITED STATES PATENT OFFICE.

JOHN HOWENSTINE, OF CHATTANOOGA, TENNESSEE.

MAKING BOXES AND BASKETS.

SPECIFICATION forming part of Letters Patent No. 265,419, dated October 3, 1882.

Application filed August 14, 1882. (Model.)

To all whom it may concern:

Be it known that I, JOHN HOWENSTINE, of Chattanooga, Hamilton county, Tennessee, have invented a new and useful Improvement in Making Boxes and Baskets, of which the following is a full, clear, and exact description.

The object of my invention is to facilitate the manufacture of boxes, fruit-baskets, measures, and like articles which are made of sheets of wood, pasteboard, leather, metal, or other suitable material.

The invention consists in a folding box made of a folding side blank provided at the ends with hook-lugs, which, when the box is completed, pass into apertures in a bottom blank, which is passed within the folded side blank from the bottom.

The invention further consists in also providing the side blank with a middle or two side tongues, which pass into another aperture in the bottom blank.

The invention further consists in a cover provided with a winged lug, which is passed under winged lugs formed on the upper edges of the side blank, whereby the cover is allowed to swing upward and downward.

The invention also consists in parts and combinations of the same, as will be more fully hereinafter described.

Reference is to be had to the accompanying drawings, forming part of this specification, in which similar letters of reference indicate corresponding parts in all the figures.

Figure 1 is a longitudinal view of the blank from which the outer sides of my improved boxes are made. Fig. 2 is a longitudinal view of the blank of which the bottoms of the boxes are made. Fig. 3 is a perspective view of the blank shown in Fig. 1, showing it partly folded. Fig. 4 is a perspective view of the blank shown in Fig. 2, showing it folded. Fig. 5 is a view of the blank for making the cover. Fig. 6 is a cross-sectional elevation of my improved box. Fig. 7 is an enlarged sectional plan view of the front of the same, showing the manner in which the tongue holds the inner and outer parts together; and Fig. 8 is a sectional plan view of the rear part of the box, showing the manner in which the tongue is engaged.

A strip, A, of metal, pasteboard, leather, thick paper, sheets of wood, or any other suitable material of which the box is to be made,

is divided into five parts by transverse creases or marks. The middle section has a horizontal tongue, B, punched out, and the end sections, which are about half the size of the other sections, are each provided on the upper edge and at the inner ends of these sections with a lug, *a*, having lateral wings *b*, which are parallel and flush with the strip A. The strip A is provided at each end with a hook-lug, C, which is undercut at its base, this undercut forming a recess, D, in each end of the strip A, and which hook-lugs are in reverse position as regards each other, so that at one end the recess D is below the hook-lug, C, and at the other end the recess D is above the hook-lug C, as is shown in Fig. 1. At one end the strip A is provided, at the upper edge, with a small lug, E, and at the opposite end it is provided with a like lug, E, at the lower edge. A plate, F, is creased transversely, so that the part between the two creases will be equal to the width of the bottom of the box, and the wing F', at one side, is provided with a large aperture, G, and the wing F², at the other side, is provided with a like but smaller aperture, H. The wings F' and F² are bent upward to be at right angles to the middle part, F, of the plate. Between these wings F' and F² the plate is provided with short end wings, I, which are also bent upward between the upwardly-projecting wings F' and F², as is shown in Fig. 4. The strip A is bent at the transverse creases, so as to form a square box, in such a manner that the tongues C and C overlap each other and catch on each other, as is shown in Fig. 3. The lugs *a* are bent into a horizontal position—that is, so that they will be at right angles to the strip A after the strip A has been folded—and then the wings *b* at the corners of the box are bent downward to rest at the adjoining inner sides of the strip A, as shown in the left of Fig. 3.

The cover K of the box has wings *d* on three sides, which wings are bent down to form flanges, and at the remaining side the cover is provided with a lug, *g*, having two wings, *h* *h*, which lug *g* is bent down the same as the wings *d*, to be at right angles to the cover K. Before closing the ends of the strip A the wings *h* of the lug *g* are passed under the opposite inner wings, *b*, of the lugs *a* of the strip A, whereby the cover will be permitted to swing in an arc—that is, from a horizontal to a vertical plane—

the lugs forming a check and preventing the cover from swinging back further than the vertical position. After the cover K has been secured to the folded strip A the folded plate F is placed within the folded strip A from the bottom in such a manner that the tongue B, which is slightly pressed inward, passes through the aperture H, and the overlapping tongues C and C pass into and through the larger aperture, G, as is shown in Fig. 8, the tongues crossing each other diagonally and resting in the inner surface of the wing F' and on the edges of the aperture G. The front tongue, B, passes through the aperture H in the manner shown in Fig. 7, the tongue passing diagonally through the aperture H and resting against the inner surface of the wing F² and edges of the aperture H. The lugs E overlap the opposite ends of the strip A. An address card or tag is placed between the tongue B and the inner surface of the blank A before the blank F is passed into the folded blank A, whereby this tag will be held on the folded box in a very simple and effective manner, and will show through the slot in the front of the box. The box will thus be composed of three parts only, no soldering, hammering, or nailing is required, and when not in use the box can be folded very compactly for storage.

The box can be constructed without the hinged top K, if desired, and in that case the blank A will not need to be provided with the lugs *a*. Fruit boxes and baskets, dry-measures, oyster and ice-cream boxes, and analogous articles can be made in the manner described out of paper, leather, pasteboard, metal, or other suitable material generally used for the manufacture of boxes of this kind.

Having thus described my invention, I claim as new and desire to secure by Letters Patent—

1. A folding box made, substantially as herein shown and described, of a side blank provided with tongues and a bottom blank provided with apertures, into which the tongues of the side blank pass, the side blank being folded and the bottom blank passed within the folded side blank, as set forth.

2. In a folding box, the combination, with a side blank having tongues at the middle and

ends, of a bottom blank having apertures in the vertical wings, into which apertures the tongues of the side blank pass, and of a swinging top which is held to the box by lugs on the upper edge of the side blank, substantially as herein shown and described, and for the purpose set forth.

3. In a folding box, the combination, with the side blank, A, provided with the hook-lugs C C at the ends and a tongue, B, at the middle, of a bottom blank, F, provided with vertical wings F' F², having the apertures G and H, respectively, through which apertures the hook-lugs C and the tongue B pass, the blanks being folded and the blank F passed within the blank A, substantially as herein shown and described, and for the purpose set forth.

4. In a folding box, the combination, with the blank A, having hook-lugs C C at the ends, having a tongue, B, at the middle, and also having short lugs E at the ends, one lug E being at the upper edge of one end and the other being at the lower edge of the other end of the bottom blank, F, provided with the wings F' and F², having apertures G and H, substantially as herein shown and described, and for the purpose set forth.

5. In a folding box, the combination, with the blank A, having the tongues C C and the recesses D at the ends and a tongue, B, at the middle, of the bottom blank, F, provided with the vertical wings F' and F², having the apertures G and H, respectively, substantially as herein shown and described, and for the purpose set forth.

6. In a folding box, the combination, with the blank A, having the hook-lugs C C at the ends, the tongue B at the middle, and the lugs *a*, with the side wings, *b*, at the upper edges, of the bottom blank, F, provided with wings F' and F², having the apertures G and H, and of the top K, having a lug, *g*, with side wings, *h*, substantially as herein shown and described, and for the purpose set forth.

JOHN HOWENSTINE.

Witnesses:

A. J. GAHAGAN,
WINTHROP BARR.