

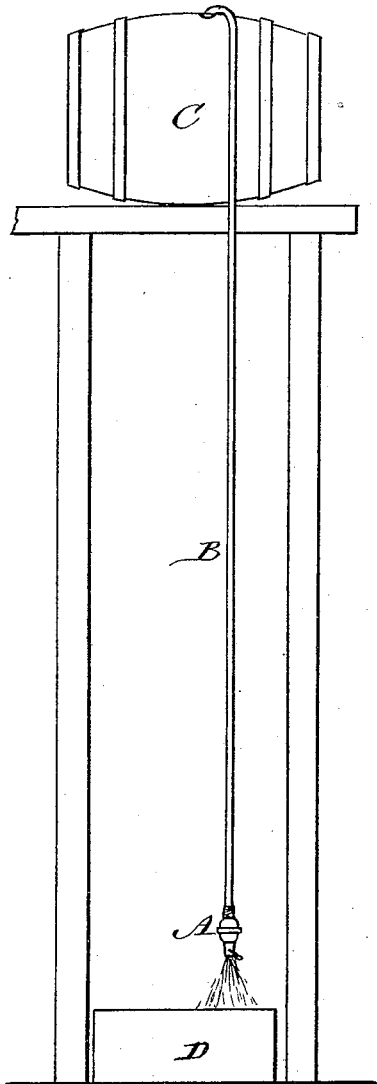
(No Model.)

R. REIMAN.  
AUTOMATIC SIPHON.

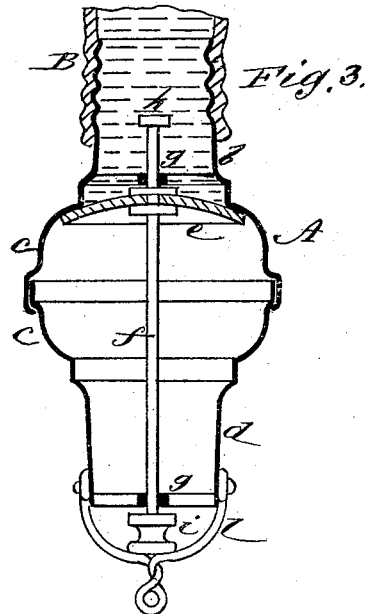
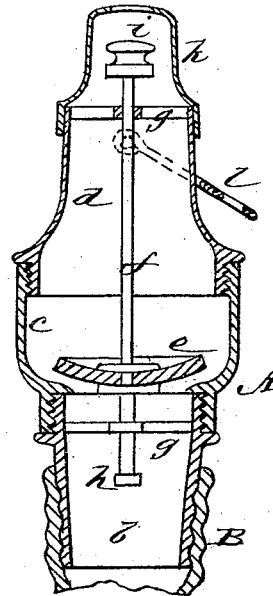
No. 265,443.

Patented Oct. 3, 1882.

*Fig. 1*



*Fig. 2*



WITNESSES:  
*C. Neveu*  
*L. Sedgwick*

INVENTOR:  
*R. Reiman*  
BY *Munn Ho*  
ATTORNEYS.

# UNITED STATES PATENT OFFICE.

ROBERT REIMAN, OF EGG HARBOR CITY, NEW JERSEY.

## AUTOMATIC SIPHON.

SPECIFICATION forming part of Letters Patent No. 265,443, dated October 3, 1882.

Application filed January 10, 1882. (No model.)

*To all whom it may concern:*

Be it known that I, ROBERT REIMAN, of Egg Harbor City, in the county of Atlantic and State of New Jersey, have invented new and useful Improvements in Automatic Siphons, of which the following is a full, clear, and exact description.

Reference is to be had to the accompanying drawings, forming part of this specification, in which similar letters of reference indicate corresponding parts in all the figures.

Figure 1 represents an elevation of my improved siphon applied to drawing off wine from a cask above to a vessel below. Fig. 2 is a longitudinal section of the starting and stopping device, which constitutes my improvement on the siphon, with a mouth-piece applied thereto, and showing a valve arranged within said device open. Fig. 3 is a longitudinal section of the device shown in Fig. 2, but with the mouth-piece removed and the valve closed.

The object of this invention is more particularly to improve the use of the rubber hose as a siphon in transferring wines from one cask or vessel to another, and to avoid the many difficulties, unhealthiness, want of cleanliness, and danger of choking the operator by the sudden or violent flow of the liquid at the commencement of the siphon's action which attaches to the method heretofore adopted of applying the mouth directly to the hose and sucking the air therefrom to start the siphon.

The invention consists in a starting and stopping device of peculiar construction to be attached to the outlet end of the tube or hose of the siphon, whereby the air may be exhausted to start the siphon by a removable mouth-piece, and the flow of the liquid may be instantaneously stopped, and be suspended and started again indefinitely without having recourse to a renewal of the exhausting operation.

Referring to the drawings, A indicates the starting and stopping device, of screw construction on its exterior at its one end, *b*, for attachment to the end of that portion of a rubber hose, B, which corresponds with the longer leg of the siphon, for running off wine from a cask, C, above to a vessel, D, below, the shorter leg of the siphon passing down through the bung-hole of the cask. The arrangement here

shown of the emptying and receiving vessels is only selected for the purpose of illustrating the action of the starting and stopping device, and the same may be changed according to circumstances. Said device A should be of suitable metal, or so plated as not to be cut by the acid of the wine. The end portion *b* of the device, on which the hose B screws or may be clamped by an adjustable ring, may be screwed into the body *c*, as may also an opposite spout end piece, *d*, as shown in Fig. 2, to provide for the ready separation and cleaning of the device, and removal and replacement, when required, of a valve, *e*, within the device; or said body *c* may be of a divided construction in its middle, and have the end pieces, *b* and *d*, integral portions or extensions of the two halves of the body, as shown in Fig. 3. The valve *e* in the body *c* opens toward the spout-piece *d*, and is fitted with a stem or rod, *f*, which passes through suitable guides, *g g*. This rod has on one end of it a stop, *h*, to limit the motion of the valve in opening, and has on its opposite or spout end a knob or projection, *i*, outside of the spout-piece *d*, for closing the valve by the finger, when necessary, as hereinafter described. Upon the outer end of the spout-piece *d* is fitted a removable mouth-piece, *k*, to which the mouth of the operator is applied to exhaust the air from the siphon when starting it, to facilitate which action the hose may be bent to invert the device, as shown in Fig. 2. After the flow, however, has commenced and the spout end of the device turned down, as shown in Figs. 1 and 3, or otherwise into its required discharging position, the mouth-piece *k* is removed and a free run for the wine allowed through the spout-piece *d*.

When necessary at any time to stop the discharge without detaching the siphon or destroying its action when required to renew the flow, the operator presses with his index-finger on the knob *i* of the rod *f* to close the valve *e*, and with the thumb of the same hand pushes a pivoted stirrup or catch, *l*, gently upon or over said knob to hold the valve closed, as shown in Fig. 3. Upon releasing this catch or stirrup from the knob the siphon resumes its flow. This stopping and starting of the siphon may be repeated any number of times without having recourse to a renewal of the

exhausting operation, the liquid only being held in suspense within the siphon when the valve *e* is closed to interrupt the flow, no falling back of the liquid then taking place. The device A consequently provides for an easy and successive drawing off of the liquid, and it prevents, when starting it, any overflowing of the mouth and throat of the operator by the sudden appearance of the current, as the knob *i* will then act as a valve to close the hole in the mouth-piece *k*. It also enables the flow to be established from a vessel which is not full, which is very difficult to accomplish by the ordinary open tube or hose, and by the mouth-piece being removable it is much more cleanly. Furthermore the device, by a suitable hose attachment, may readily be converted from a suction contrivance into a means for forcing air into the liquid, which is often very desirable for young wines.

Having thus described my invention, what I claim as new, and desire to secure by Letters Patent, is—

1. The combination, with the end spout-piece, *d*, and the valve-rod *f*, provided with the knob *i*, of the removable apertured cap *k*, substantially as and for the purpose set forth.

2. The combination of the stirrup or catch *l* with the rod *f* of the valve *e* in the siphon starting and stopping device A, for the purpose of holding said valve closed when it is required to arrest the flow of the liquid through the siphon, essentially as herein set forth.

3. The combination of the removable mouth-piece *k* and the spout-piece *d* with the siphon starting and stopping device A, having a valve, *e*, arranged for operation substantially as specified.

4. As a new article of manufacture, a starting and stopping device for hose-siphons, composed of a body, *c*, having an end piece, *b*, for attachment of the hose, and an opposite end spout-piece, *d*, a valve, *e*, provided with a rod or stem, *f*, which projects within or through the spout, a removable mouth-piece, *k*, and a stirrup or catch, *l*, for holding the valve closed, substantially as shown and described.

ROBERT REIMAN.

Witnesses:

THEO. H. BOYSEN, M. D.,

SAMUEL POTHOLZ.