

(No Model.)

J. B. WICKERSHAM.

FIRE ESCAPE BALCONY.

No. 265,551.

Patented Oct. 3, 1882.

Fig. 3.

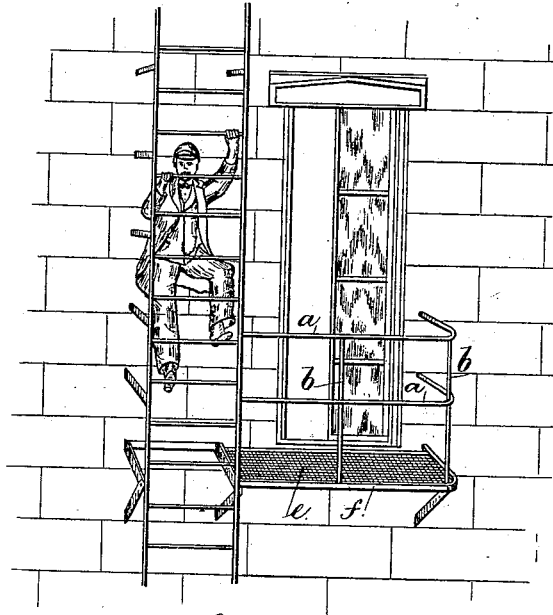


Fig. 1.

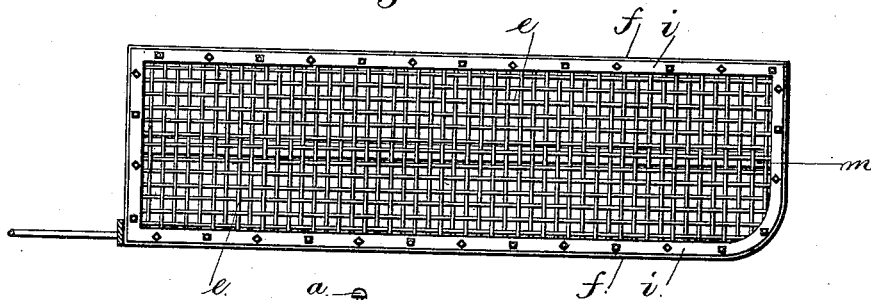
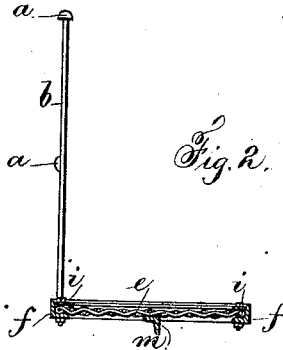


Fig. 4.



Fig. 2.



Witnesses  
Harold Lurrell.  
Chas. H. Smith

Inventor  
John B. Wickersham.  
Lemuel W. Lurrell

# UNITED STATES PATENT OFFICE.

JOHN B. WICKERSHAM, OF PHILADELPHIA, PENNSYLVANIA.

## FIRE-ESCAPE BALCONY.

SPECIFICATION forming part of Letters Patent No. 265,551, dated October 3, 1882.

Application filed January 9, 1882. (No model.)

*To all whom it may concern:*

Be it known that I, JOHN B. WICKERSHAM, of Philadelphia, in the State of Pennsylvania, have invented an Improvement in Balconies for Fire-Escapes and Buildings, of which the following is a specification.

Balconies for fire-escapes have been made so as to connect several windows with one ladder or other means for descent. These balconies and other balconies for buildings are usually made with a wooden flooring. In some places the flooring has been close, and in other places the flooring has been made of slats, so as to be more or less open. Iron bars have also been used for balcony-floors. In almost all instances such balconies obstruct the light to the windows next below. They become covered with snow or ice, and are often very slippery at the time when they are most needed for use.

My invention is made for removing as far as possible the objectionable features of the balconies heretofore made and for obtaining great strength, combined with lightness. I employ a frame-work of L or angle iron and a flooring of open iron wire or netting woven together and of such a sized mesh that the feet of a person will not pass into the same. Thereby the necessary support for walking is provided; but the balcony is as open as possible for light to pass through, and snow or ice will either not accumulate or to so small an extent that it will be broken by pressure against the wires by the feet in walking upon such balcony. Besides this the crimps of the wires or protuberances where they cross each other in weaving produce a roughness in the surface of the balcony-floor that prevents slipping and renders the person sure-footed in passing along the balcony to the fire-escape.

In the drawings, Figure 1 is a plan of the improved balcony. Fig. 2 is a cross-section of the same in larger size, representing the mode of securing the ends of the wires; and Fig. 3 is a perspective view of the balcony and fire-escape ladder.

The frame-work, braces, and vertical portions of the balcony are to be of any desired size or shape. I have shown horizontal rails *a* and vertical supports *b* for the railing around the balcony-front. The floor of the balcony is made

of open wire work or netting *c*. The meshes should not be more than two inches in one direction. I prefer square or diamond shaped meshes of about one inch measurement in the shortest direction, but do not limit myself in these particulars. The edges of the netting rest upon the horizontal portions of the L or angle iron bars *f*, and clamping-bars *z*, with nuts and bolts, serve to clamp the edges of the netting firmly.

If desired, all the ends of the wires of the netting, or some of them at proper intervals, may be passed through holes in the L or angle iron bars and bent over, so as to secure the ends of the wires firmly in place. The bars may be grooved and perforated for the ends of the wires to pass through and be clinched; or such wires may be wrapped around pipes or bars, so as to secure the ends firmly.

In Fig. 4 I have shown a separate grooved bar, in which the ends of the wires are secured and bolted to the pipes forming the main frame of the balcony.

The bearing-bar *m* extends longitudinally along beneath the netting and aids in supporting the same. There may be two of these bars, if desired, and these may be transverse instead of longitudinal, or they may cross each other. I prefer and use angle-iron, as shown; but a bar of any other suitable shape may be employed.

I claim as my invention—

1. The combination, in a fire-escape, of a vertical or nearly vertical ladder, placed parallel with the building and having an intervening space for ascending and descending, and a balcony having a floor of open work or netting, substantially as set forth.

2. The combination, in a balcony-floor, of the open wire work or netting, the angle-iron frame and clamping-bars for securing the edges of the netting or open wire-work, and the bearing-bar *m*, substantially as set forth.

Signed by me this 29th day of December, A. D. 1881.

J. B. WICKERSHAM.

Witnesses:

GEO. T. PINCKNEY,  
HAROLD SERRELL.