

(No Model.)

E. A. BAILEY.
POWDER PUFF.

No. 265,559.

Patented Oct. 10, 1882.

Fig. 1

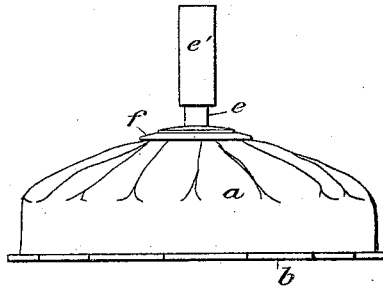


Fig. 2.

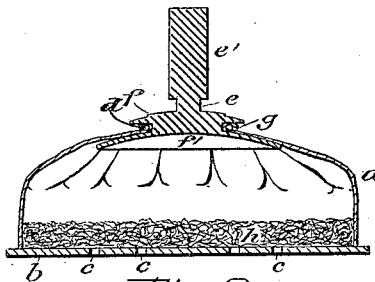



Fig. 3.



Witnesses:
Alfred S. Gregory.
Wm. Walter Spr.

Inventor:
Edene A. Bailey

UNITED STATES PATENT OFFICE.

ELLENE A. BAILEY, OF ST. CHARLES, MISSOURI.

POWDER-PUFF.

SPECIFICATION forming part of Letters Patent No. 265,559, dated October 10, 1882.

Application filed July 3, 1882. (No model.)

To all whom it may concern:

Be it known that I, ELLENE A. BAILEY, residing at St. Charles, in the county of St. Charles and State of Missouri, have invented certain new and useful Improvements in Powder-Puffs; and I do hereby declare that the following is a full, clear, and exact description of the invention, reference being had to the accompanying drawings, in which—

Figure 1 is a side view of a powder-puff containing my improvements. Fig. 2 is a sectional view thereof, and Fig. 3 is a plan view taken from the under side.

The object of my improvement is to provide a powder receptacle or puff to be used for toilet purposes, which shall possess facilities for holding the powder, and also for applying it directly from the receptacle and distributing it uniformly over the surface to which it is applied in desirable limited quantities and without scattering or dusting it over the clothing.

I attain these objects by the construction shown in the accompanying drawings, in which—

a represents a bag-shape receptacle or puff, the bottom *b* of which is composed of a circular piece of chamois skin, provided over its surface with numerous perforations or holes *c*, and is the portion brought into contact with the face or other surface when the article is used. To the bottom *b* is secured by stitching or otherwise the lower edge of the receptacle *a*, the upper edge of the same being confined by drawing-strings, as shown at *d*, Fig. 2.

e represents the handle or knob by which the puff or receptacle is held when in use. The upper or grasping end, *e'*, is preferably made square or four-sided to enable it to be more readily and securely grasped between the fingers. On the lower end are provided two circular plates, *f f'*, arranged one above the other, the lower one, *f'*, having a diameter considerably greater than the upper, and having its periphery bent downward, as seen in Fig. 2.

Around the annular neck *g* connecting these plates the drawing-strings of the puff or bag *a* are secured. The upper plate or button, *f*, serves as the top finish for the puff or bag *a*, while the lower plate, *f'*, is inclosed within it, the folds of the material being drawn up over it. This inclosed plate is designed to serve as a barrier or protection against the fine powder which is contained in the puff being shaken into and lodging between the folds of the mate-

rial at the top when the receptacle is reversed for use. Above the perforated bottom *b* is arranged a layer of light fibrous material, (seen at *h*, Fig. 2,) such as down, wool, or equivalent substance. Between this layer and the plate *f'* is contained the toilet-powder.

As the puff-bag is shaken the powder is caused to intermingle with and be dispersed among the fibers of the wool, and is thrown out through the holes in the bottom *b* in light patches or separated grains, instead of in solid masses, as would be the case if there were no interposed fibrous material. By this construction but a limited amount of powder is shaken out of the receptacle at one time, and this is so lightly distributed over the surface designed to be powdered that there is no waste and no superfluity to be brushed off. The plate *f'*, which extends over the top within the puff or bag *a*, prevents the scattering of the powder into the folds and its escape from the top if the drawing-strings become loose or the puff is opened for the purpose of refilling it.

What I claim as new, and desire to secure by Letters Patent, is—

1. As a new article of manufacture, a powder-puff consisting of a bag-shaped receptacle having a flat bottom provided with perforations, and having an inclosed layer of fibrous material over said perforated portion, substantially as and for the purpose set forth.

2. The combination, with a powder-puff consisting of a bag-shaped receptacle having a flat perforated bottom, of a grasping or handle device provided with two plates between which the top of said receptacle is secured, the lower of said plates being of increased size and secured within the top of the receptacle, substantially as and for the purpose set forth.

3. The combination of the receptacle *a*, having a flat perforated bottom, *b*, handle or grasping device *e*, and plates *f f'*, all arranged as and for the purposes set forth.

4. The combination, with a receptacle for containing toilet-powder, having a perforated bottom, of one or more layers of fibrous material covering said perforations and through which the powder passes, substantially as and for the purpose set forth.

ELLENE A. BAILEY.

Witnesses:

E. M. SMITH,

A. S. GREGORY.