

(Model.)

H. P. FISKE.

BOX.

No. 265,590.

Patented Oct. 10, 1882.

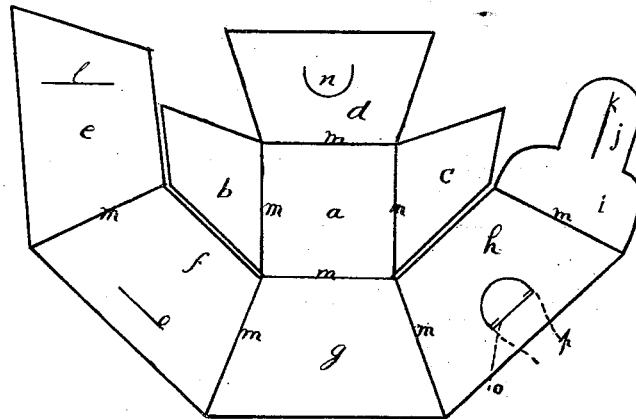


Fig. 1.

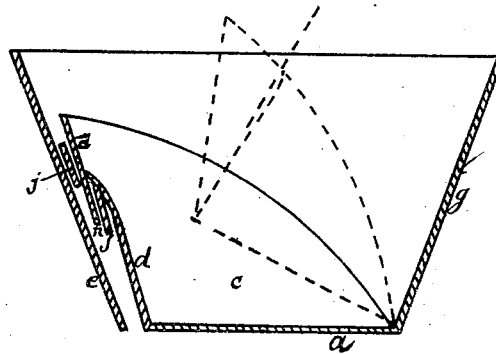



Fig. 2.



Witnesses: Fig. 3. Inventor:

L. L. Curtis.
Wm. S. Goodwin.

Henry P. Fiske.
Per atty
Clifford & Clifford

UNITED STATES PATENT OFFICE.

HENRY P. FISKE, OF PORTLAND, ASSIGNOR TO LESLIE L. CURTIS, OF CAPE ELIZABETH, MAINE.

BOX.

SPECIFICATION forming part of Letters Patent No. 265,590, dated October 10, 1882.

Application filed March 11, 1882. (Model.)

To all whom it may concern:

Be it known that I, HENRY P. FISKE, of Portland, in the county of Cumberland and State of Maine, have invented certain new and useful Improvements in Boxes; and I do hereby declare that the following is a full, clear, and exact description of the invention, which will enable others skilled in the art to which it appertains to make and use the same, reference being had to the accompanying drawings, and to letters of reference marked thereon, which form a part of this specification.

Figure 1 shows the different parts of my box in flat form cut and creased ready for folding into a box. Fig. 2 is a view in section showing the method of uniting certain of the parts. Fig. 3 is a view of the handle.

Same letters show like parts.

My invention relates to the manufacture of boxes out of a sheet or sheets of thin material, like paper, card-board, scale-board, &c.

My invention consists in a box constructed of thin material capable of being creased and folded, cut and formed into the shape and in the manner hereinafter set forth.

a shows the bottom piece. *b c d* show side pieces, to be folded within the exterior side pieces, *e f g h*. All of these pieces are of the forms shown in the drawings at Fig. 1. The side piece *k* carries the flap *i*, which has the ear *j*, with a horizontal slit *k*. The side piece *e* has the vertical slit *l*. The sheet on which these different sides and parts are formed is scored, as indicated by *m* in Fig. 1, so as to facilitate the folding of the sheet and the parts thereof as desired. The ear *j* passes through the slit *l*, and the tongue *n* then passes down through the slit *k* in the ear *j*. Thus the box is held in form and the parts together. The parts or side pieces *h* and *f* have each a horizontal slit, *o*. Into these are pushed the ends of the handle *p*. Near each end of this handle

are made the incisions *q*. When the ends of the handle are pushed into the slits *o* up to the incisions *q* the pressure of the material of the sides *f* and *h* over the parts *r* of the handle, just above the incisions, forces them inwardly somewhat onto the edges of the slots *o*, thus bringing the edges of the material together and locking in the handle. To form the box after it has been cut out and scored, as indicated, turn up the side pieces *b* and *c* to a position nearly vertical. Then bring up the side piece *d*, bringing the edges of the pieces *b c* and *d* together. This will give them all the correct inclination. Then bring up around these pieces the outer sides, *e f g h*, pass the ear *j* through the slit *l*, and then the tongue *n* into the slit *k*. Then attach the handle *p*, as before set forth.

By making the scores between the parts *e f g h i* at right angles to the edges of those parts and making the strip of material from which those parts are formed straight, and by making the part *d* rectangular in form, the box will be rectangular in form when put together.

What I claim as my invention, and desire to secure by Letters Patent, is—

The box herein described, the parts of which are cut from a sheet of thin material, all connected and scored as set forth, folded as specified, having the handle *p* made and attached as set forth, said parts being the bottom *a*, side pieces *b d c*, side pieces, *e f g h*, slits *l o k*, tongue *n*, ear *j*, slits *o*, and handle *p*, as herein described.

In testimony that I claim the foregoing as my own I affix my signature in presence of two witnesses.

HENRY P. FISKE.

Witnesses:

WILLIAM HENRY CLIFFORD,
JOHN P. KERRIGAN.