

(No Model.)

H. PORTER.

REVOLVING HOTEL REGISTER.

No. 265,862.

Patented Oct. 10, 1882..

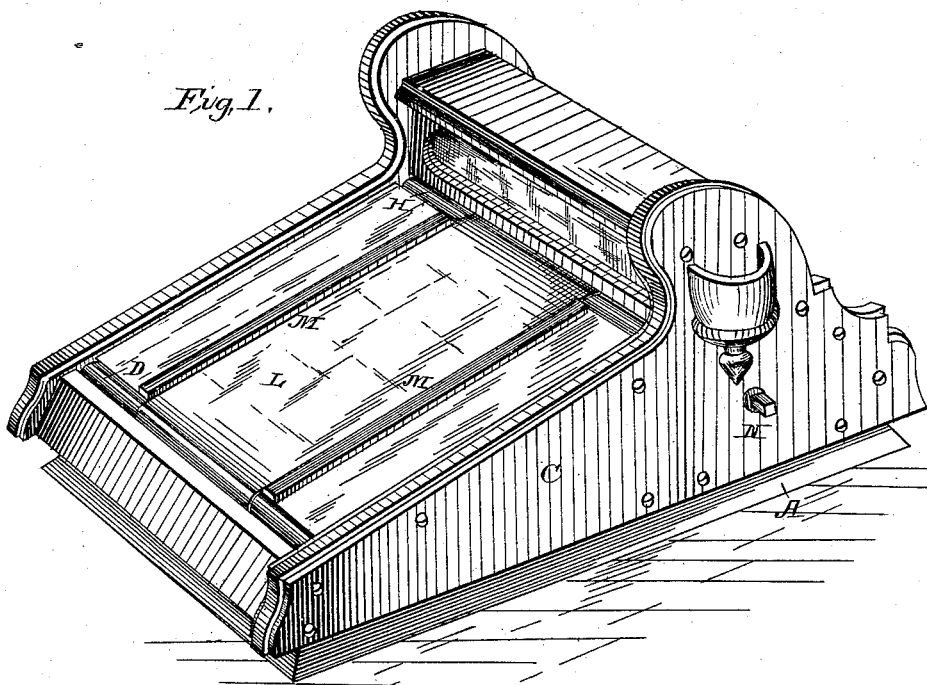
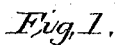
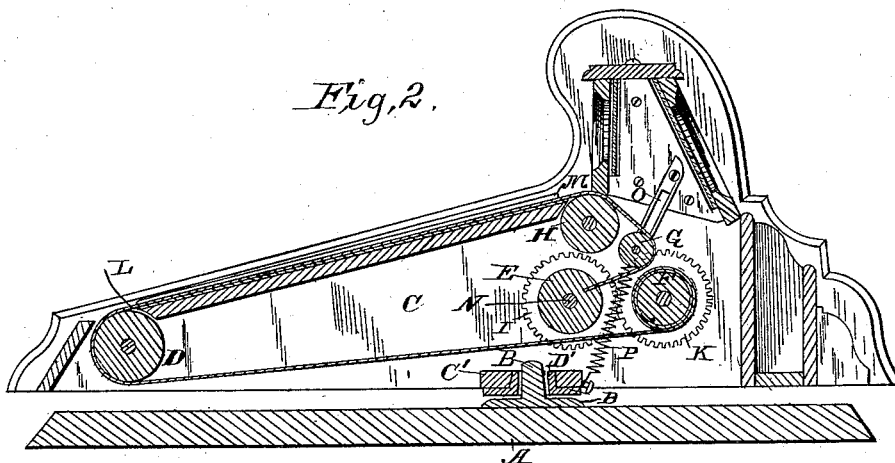


Fig. 2.



WITNESSES

Fred. G. Dieterich.
Jno. H. Stockett.

Harry Porter,
INVENTOR,
by A. Peterson & Co.,
Attorneys

Attorneys

UNITED STATES PATENT OFFICE.

HARRY PORTER, OF INDEPENDENCE, KANSAS.

REVOLVING HOTEL-REGISTER.

SPECIFICATION forming part of Letters Patent No. 265,862, dated October 10, 1882.

Application filed May 26, 1882. (No model.)

To all whom it may concern:

Be it known that I, HARRY PORTER, of Independence, in the county of Montgomery and State of Kansas, have invented certain new and useful Improvements in Revolving Hotel-Registers; and I do hereby declare that the following is a full, clear, and exact description of the invention, which will enable others skilled in the art to which it appertains to make and use the same, reference being had to the accompanying drawings, which form a part of this specification, and in which—

Figure 1 is a perspective view, and Fig. 2 is a longitudinal vertical section.

Similar letters of reference indicate corresponding parts in both the figures.

My invention contemplates certain improvements in hotel desks and registers; and it consists in the detailed construction and arrangement of parts of a revolving desk or writing-stand which is provided with a revolving register, substantially as hereinafter more fully set forth, and particularly pointed out in the claim.

In the accompanying drawings, A represents the desk stand or base, which has a shouldered stud or pivot, B.

C is the desk-frame, the lower cross-piece, C', of which has a circular bearing-plate, D, provided with a sleeve, D', to receive the pivot B.

Journaled in the sides of the desk-frame are the rollers D, E, F, G and H, the first one of which is hung in the lower or forward end of the desk. Rollers E and F are journaled parallel to each other in the back part of the desk, and have intermeshing gear-wheels I K at one end. Between and above rollers E and F is journaled the spring tension-roller G, in front of which is the guide-roller H.

L is an apron, made of paper or other suitable material, one end of which is suitably attached to roller E and the other end to roller F. This apron is passed around roller D in the forward part of the desk, then up through a narrow slit in the desk-frame, up along the desk-incline (which may be suitably bolstered or padded to afford a good writing-surface) between parallel guide-strips M M, then down through a slit in the top of the desk-frame and over the guide-roller H, from which the apron passes around the tension-roller G to roller E, to which it is secured. This roller may be turned to move the apron, as occasion demands, by a key inserted upon the projecting

stem or stud N, and as the gear-wheel or pinion I of the roller E meshes with pinion K of roller F it follows that by rotating one both are rotated in opposite directions, so as to wind the apron off one roller and upon the other, and vice versa, according to the direction in which roller E is turned.

If desired, the shaft of roller F may be provided with the key-stud N for operating the rollers and apron.

The function of the tension-roller G, operating in conjunction with the guide-roller H, is to keep the apron L perfectly straight, smooth, and without wrinkles. To this end it (roller G) is hung in slotted bearings O, which are pivoted in the sides of the desk-frame, one on each side. The journals of roller G are inserted into these adjustable slotted bearings, and are connected by coiled springs P to the cross-piece C'. It follows that springs P exert a downward tendency or pull upon roller G against the apron L passing around it, so as to draw the latter tightly across the several rollers and prevent all slack and wrinkling.

The apron L is suitably ruled to serve as a hotel-register, and is adjusted by the clerk in the manner described as its exposed surface becomes gradually filled up with names. The body of the desk is provided with the usual compartments for cards, note-paper, envelopes, matches, and writing utensils, and may be provided with means for the display of business-cards and advertisements.

It is obvious that my invention is applicable to other purposes than that of a hotel-register; and instead of making the apron L a writing-surface, it may be covered with advertisements; so as to serve as an adjustable means for the display of advertisements.

Having thus described my invention, I claim and desire to secure by Letters Patent of the United States—

A desk or hotel-register provided with the rollers D, E, F, G, and H, arranged and operating as described, in combination with the continuous apron L, as and for the purpose shown and set forth.

In testimony that I claim the foregoing as my own I have hereto affixed my signature in presence of two witnesses.

HARRY PORTER.

Witnesses:

ELI W. BENWAY,
JOHN FOWST.