

(No Model.)

W. J. MILLER & H. BERRY.

CALL BELL FOR TABLE WARE.

No. 265,929.

Patented Oct. 10, 1882.

Fig. 1.

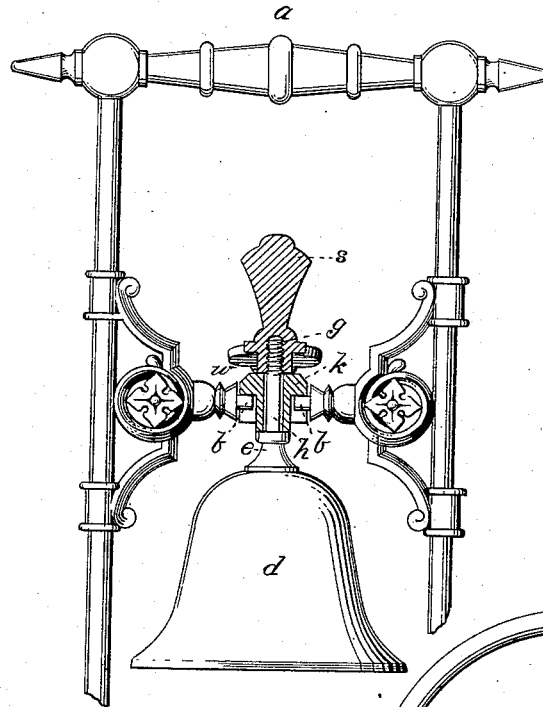


Fig. 3.

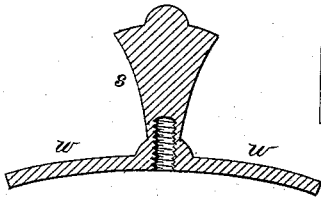


Fig. 4.

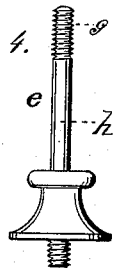


Fig. 2.

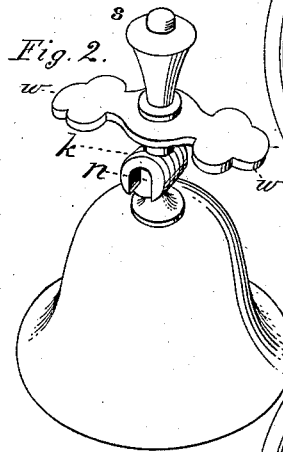


Fig. 5.

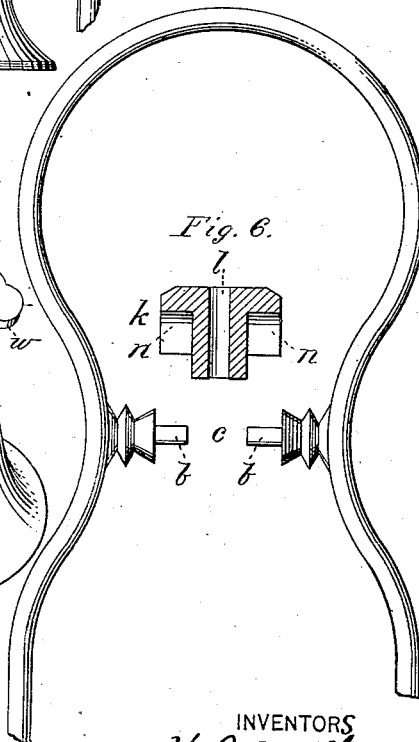
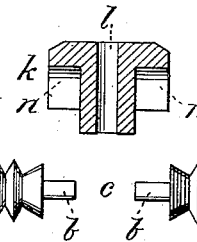


Fig. 6.



WITNESSES

Ellette Anderson.
Amelia Snyder

INVENTORS

W. J. Miller
Henry Berry
by Anderson & Smith
ATTORNEYS

UNITED STATES PATENT OFFICE.

WATSON J. MILLER, OF BIRMINGHAM, AND HENRY BERRY, OF SHELTON,
ASSIGNORS TO THE DERBY SILVER COMPANY, OF BIRMINGHAM,
CONNECTICUT.

CALL-BELL FOR TABLE-WARE.

SPECIFICATION forming part of Letters Patent No. 265,929, dated October 10, 1882.

Application filed July 1, 1882. (No model.)

To all whom it may concern:

Be it known that we, WATSON J. MILLER and HENRY BERRY, citizens of the United States, residents respectively of Birmingham, in the county of New Haven, and of Shelton, in the county of Fairfield, in the State of Connecticut, have invented a new and valuable Improvement in Call-Bells for Table-Ware; and we do hereby declare that the following is a full, clear, and exact description of the construction and operation of the same, reference being had to the annexed drawings, making a part of this specification, and to the letters and figures of reference marked thereon.

Figure 1 of the drawings is a representation of this invention in a side view. Fig. 2 is a perspective view, showing the bell with its attachments. Fig. 3 is a detail of the handle. Figs. 4, 5, and 6 are details.

This invention has relation to call-bells for table-ware; and it consists in the construction and novel arrangement of parts, as will be hereinafter fully described and claimed.

In the accompanying drawings, the letter *a* designates a caster-handle, and *b b* are lateral pivots formed thereon or attached thereto, said pivots being turned toward each other horizontally and separated by an interval, *c*.

d represents the bell, having a stem, *e*, extending from its top, said stem having a threaded end, *g*, and below this threaded end a smooth or pivotal portion, *h*, on which is seated the socket-piece *k*. The piece *k* is formed with the lateral bearings or rounded notches *n*, opening downward and forming socket-bearings to receive the pivots of the handle *a* when the bell is placed in position thereon. Through the piece *k* is made a central vertical perforation or bearing, *l*, which engages the pivotal smooth portion *h* of the stem *e* of the bell, the handle *s* thereof being afterward screwed on the threaded end of said stem against the socket-piece *k*,

holding it securely in position. The handle *s* is usually provided with lateral arms or wings *w*, which, when the bell is in place on the caster-handle, are designed to project at right angles to the plane of the pivots, and serve to enable any one to easily ring the bell by a stroke of the finger. As the part *h* is adjustable within the bearing *l* of the socket-piece *k*, the arms or wings *w* may be readily arranged at right angles to the socket-piece, so that they will be in proper position when the socket-bearings *n* are placed on the pivots *b* of the caster-handle.

This bell can be readily detached from the pivots of the caster-handle for independent use.

We are aware that call-bells have been detachably connected to caster-handles, and we do not broadly claim a construction of this kind.

Having described this invention, what we claim, and desire to secure by Letters Patent, is—

1. The bell *d*, having the threaded pivotal stem *e*, the adjustable socket-piece *k* on the pivotal portion, and the winged handle *s* on the threaded portion of said stem, substantially as specified.

2. A caster-handle having lateral separated pivots turned toward each other, and a detachable bell having lateral pivot-sockets seated on said pivots, and wings or arms projecting from the bell-handle at right angles to the vertical plane of the pivot-sockets, substantially as specified.

In testimony that we claim the above we have hereunto subscribed our names in the presence of two witnesses.

WATSON J. MILLER.
HENRY BERRY.

Witnesses:

CORNELIUS A. BURE,
STERLING D. LOCKWOOD.