

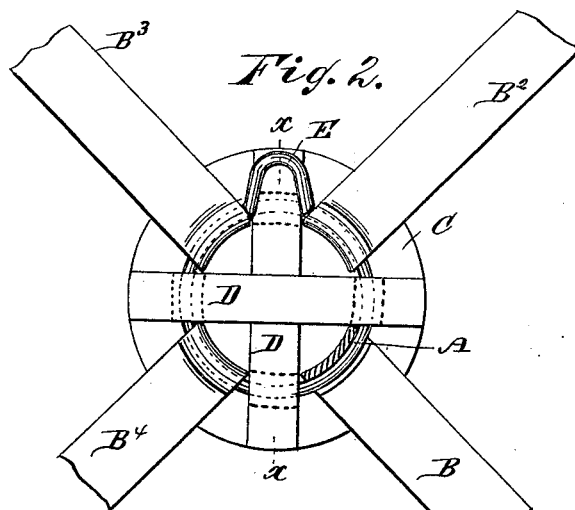
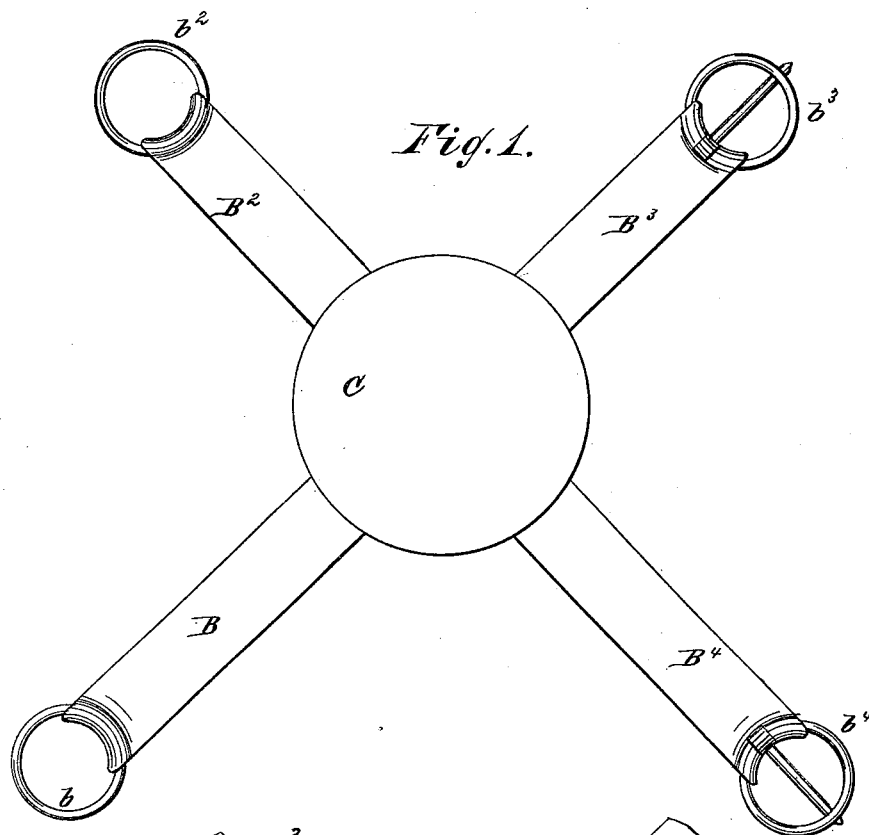
(No Model.)

C. WILLIAMS.

SADDLE GIRTH.


No. 266,571.

Patented Oct. 24, 1882.



WITNESSES:

Thos. H. H. H.
C. Sedgwick



INVENTOR:

C. Williams
Attorneys
BY
ATTORNEYS.

UNITED STATES PATENT OFFICE.

CALVIN WILLIAMS, OF BIG VALLEY, TEXAS.

SADDLE-GIRTH.

SPECIFICATION forming part of Letters Patent No. 266,571, dated October 24, 1882.

Application filed June 27, 1882. (No model.)

To all whom it may concern:

Be it known that I, CALVIN WILLIAMS, of Big Valley, in the county of Lampasas and State of Texas, have invented a new and useful Improvement in Saddle-Girths, of which the following is a full, clear, and exact description.

My invention relates to improvements in saddle-girths; and it consists in the peculiar construction and arrangement of parts, as hereinafter fully described.

Reference is to be had to the accompanying drawings, forming part of this specification, in which similar letters of reference indicate corresponding parts in all the figures.

Figure 1 is a top view of my invention. Fig. 2 is a bottom view of the same. Fig. 3 is a vertical sectional view taken on the line *x x* of Fig. 2.

A represents the central ring, to which are attached the inner ends of four straps, B B² B³ B⁴. The outer ends of the straps B B² are provided with rings *b b*², and the outer ends of the straps B³ B⁴ are provided with buckles *b*³ *b*⁴. On the top of the central ring, A, is a pad consisting of a circular leather disk, C, and on the under side of the ring are two strips of leather, D D, crossing each other at right angles. The strips D are stitched through to the pad C, with the ring A between the rows of stitches, and the parts are thus held firmly together, and the ends of the strips terminate at the periphery of the pad in the angles between the radial straps. At the front portion

of the ring, between the straps B² B³, is a loop, E, for the attachment of a martingale when desired.

My invention is applied to a saddle by connecting the rings *b b*² to straps leading from the front and rear portions of the saddle on one side, and the buckles *b*³ *b*⁴ are then ready for engagement with straps leading from the front and rear portions of the saddle on the other side.

The advantage of my invention is that as the pad rests on the horse's belly at the usual point occupied by the ordinary girth, and the fastening - straps radiate therefrom and connect with four different points near the front and rear of the saddle, the four straps embrace the rotundity of the horse's belly, and thus prevent the saddle from slipping.

Having thus fully described my invention, what I claim as new, and desire to secure by Letters Patent, is—

1. The combination, with the central ring, A, and pad B, of the strips D D and the radiating straps B B² B³ B⁴, as herein shown and described.

2. The combination, with the central ring, A, and pad C, of the loop E and the radiating straps B B² B³ B⁴, as shown and described, for the purpose specified.

CALVIN WILLIAMS.

Witnesses:

M. J. DOYLE,
J. G. DISMUKES.