

(No Model.)

P. J. M. JAMBERS.

LEG AND FOOT REST.

No. 266,630.

Patented Oct. 31, 1882.

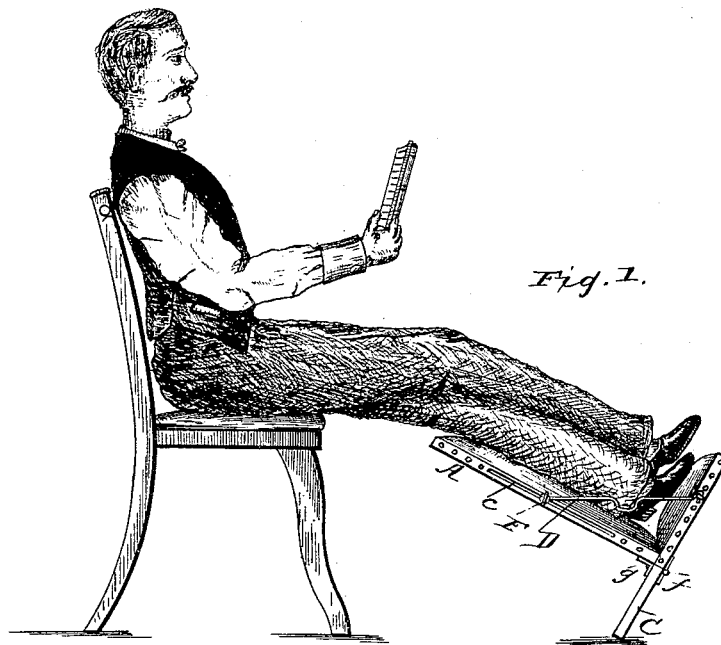


Fig. 1.

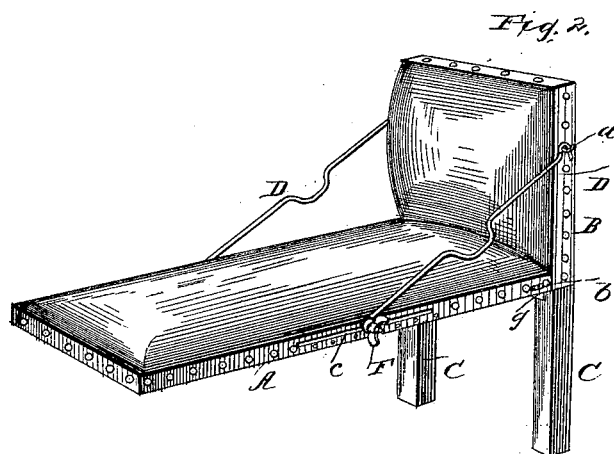


Fig. 2.

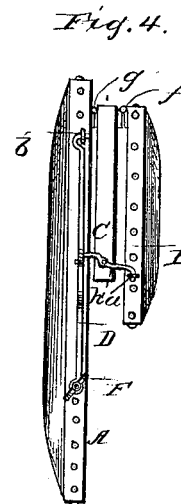


Fig. 4.

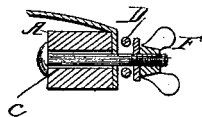


Fig. 3.

WITNESSES :

Med. L. Dieterich.
Jno W. Stockett.

INVENTOR.

INVENTOR.
Pierre J. M. Tancrès
 By- *Wm J Johnston*
 J. H. MacDonnell
 ATTORNEYS.

UNITED STATES PATENT OFFICE.

PIERRE J. M. JAMBERS, OF NEVADA CITY, CALIFORNIA, ASSIGNOR TO
ANTONIO TAM, OF SAME PLACE.

LEG AND FOOT REST.

SPECIFICATION forming part of Letters Patent No. 266,630, dated October 31, 1882.

Application filed July 14, 1882. (No model.)

To all whom it may concern:

Be it known that I, PIERRE JEAN MARIE JAMBERS, a naturalized citizen of the United States, residing at Nevada City, in the county of Nevada and State of California, have invented certain new and useful Improvements in Leg and Foot Rests; and I do declare the following to be a full, clear, and exact description of the invention, such as will enable others skilled in the art to which it appertains to make and use the same, reference being had to the accompanying drawings, and to the letters and figures of reference marked thereon, which form a part of this specification.

My invention relates to folding supports for the legs and feet; and it consists in details of construction and arrangement of the several parts, as will be hereinafter described in the specification and pointed out in the accompanying drawings, in which—

Figure 1 is a perspective view, showing the support in use; Fig. 2, a perspective view of the support; Fig. 3, a detail sectional view of the fastening device for the handle; Fig. 4, a side elevation of the support when folded.

Referring more particularly to the drawings, A represents the support for the legs, and consists of a frame or board of suitable length and width. This frame is hinged to the legs C, and the foot-rest B is also hinged to the legs at *f*. The several parts are held in position, when in use, by the adjustable handle D, which, as shown in Figs. 2 and 3, are at one end adjustably secured in the side slots, *c*, of the support A, the opposite ends being curved, so as to hook into an eye or staple, *a*, in the foot-rest. There may be several of such eyes *a*. When the desired inclination has been attained the handle is prevented from slipping in the slot by means of the thumb-nut F. It is of course obvious that the support may be given any pitch or inclination desired.

When to fold it, unhook the handle from eyes *a* and fold the foot-rest on legs C, as shown in Fig. 4. The lower end of the handle D is moved back in the slot and opposite or hook end is hooked into staple *b*, and a pivoted holding-piece, *h*, in leg C, Fig. 4, hooks in eye *a* of the foot-rest and a corresponding eye on frame A. The parts are then held securely and compact, and can be readily carried. The frame A and foot-rest can be upholstered, or simply made of light board with a woven cane filling.

Such a device will be of great value in chairs, cars, and can be carried aboard boats, &c. As they take up but little room, they are convenient for persons in offices and those required to be seated many hours.

The handles F are preferably made of brass or iron rods. The several frames and the legs may be also of metal, such as piping, tubing, &c., which is light and cheap.

Having thus described my invention, what I claim, and desire to secure by Letters Patent, is—

In a leg and foot rest, the combination of a support, A, having slotted sides forming guides for the movable end of the adjustable handle D, a foot-rest hinged to the legs C, said legs being hinged to the support, the foot-rest and leg-support having eyes *a b* to receive the hooked ends of the handle, whereby the foot-rest is held in its raised position and the device carried when folded, the parts being held, when folded, by a pivoted holding-piece, *h*, substantially as shown and described.

In testimony whereof I affix my signature in presence of two witnesses.

PIERRE JEAN MARIE JAMBERS.

Witnesses:

JOHN THOMAS SHURTLEFF,
BERNHARD LEITZ.