

(No Model.)

W. L. BERGEN.

PLUMB BOB.

No. 266,671.

Patented Oct. 31, 1882.

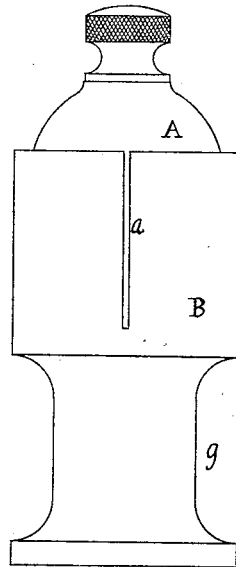


Fig. 1

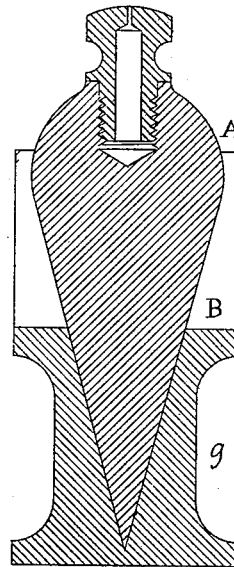


Fig. 2

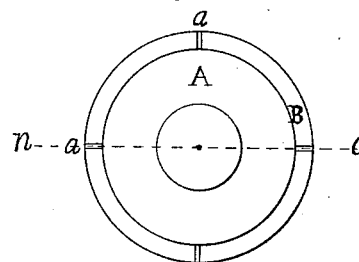


Fig. 3

WITNESSES

Thos. O. Perry.

J. H. Miller.

INVENTOR

W. L. Bergen

UNITED STATES PATENT OFFICE.

WILLIAM L. BERGEN, OF BATAVIA, ILLINOIS.

PLUMB-BOB.

SPECIFICATION forming part of Letters Patent No. 266,671, dated October 31, 1882.

Application filed June 30, 1882. (No model.)

To all whom it may concern:

Be it known that I, WILLIAM L. BERGEN, a citizen of the United States, residing at Batavia, in the county of Kane and State of Illinois, have invented a new and useful Improvement in Plumb-Bobs, of which the following is a specification.

My invention consists in the combination of a case to protect the point of a plumb-bob from injury with a spool on which to wind the line used with the same. The method of construction by which this result is accomplished will be readily seen by reference to the accompanying drawings, in which—

Figure 1 represents a side view; Fig. 2, a section through the axis on the line *n o*, Fig. 3; and Fig. 3, a top view.

A, Figs. 1, 2, and 3, is a metallic plumb-bob of ordinary design.

B, Figs. 1, 2 and 3, is a combined case and spool having a hole or bore of the same size and shape as the conical portion of the plumb-bob A, the hole being slightly larger a short distance inside of the opening, so as to corre-

spond to the contour of the plumb-bob A from its point to a short distance beyond its greatest diameter. The case B is also provided with several longitudinal slits, *a*, Figs. 1 and 3, cut to a depth sufficient to allow the mouth of the hole to expand enough to allow the greatest diameter of the plumb-bob A to pass through the opening, after which the sides of the case will spring to their original position, and thus prevent the plumb-bob from dropping out of the case too easily, while it may readily be pulled out when required. The case B may also have a wide groove cut in the lower portion of its outer surface, as shown at *g*, Figs. 1 and 2, in which the line may be coiled when the plumb-bob is not in use.

What I claim as new in the foregoing is—
The combination of the plumb-bob A with the case and spool B, substantially as and for the purpose herein described and shown.

WM. L. BERGEN.

Witnesses:

EDWARD J. PARKER,
ISAAC R. WOOD.