

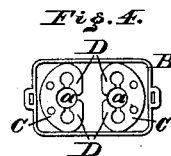
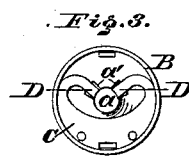
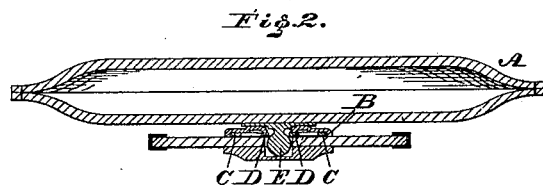
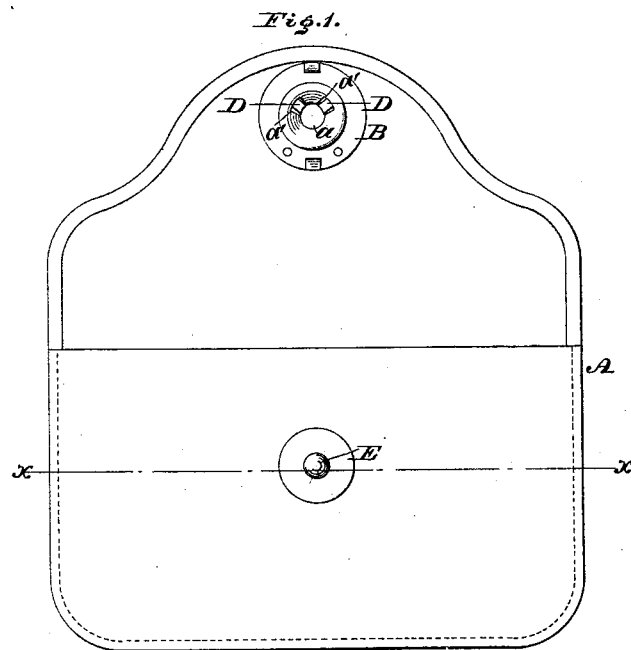
(No Model.)

J. W. MEAKER.

FASTENING FOR POCKET BOOKS, &c.

No. 266,710.

Patented Oct. 31, 1882.



WITNESSES:

W. P. Grant,
W. F. Kitcher

INVENTOR:

John W. Meaker,
John A. Diederichsen
ATTORNEY.

UNITED STATES PATENT OFFICE.

JOHN W. MEAKER, OF PHILADELPHIA, PENNSYLVANIA.

FASTENING FOR POCKET-BOOKS, &c.

SPECIFICATION forming part of Letters Patent No. 266,710, dated October 31, 1882.

Application filed June 21, 1882. (No model.)

To all whom it may concern:

Be it known that I, JOHN W. MEAKER, a citizen of the United States, residing in the city and county of Philadelphia, State of Pennsylvania, have invented a new and useful Improvement in Fastenings or Locks for Pocket-Books, Bags, &c., which improvement is fully set forth in the following specification and accompanying drawings, in which—

Figure 1 is a face view of the fastening or lock embodying my invention as applied to a pocket-book shown open. Fig. 2 is a section in line *x x*, Fig. 1, the pocket-book being closed. Fig. 3 is a view of one part of the fastening or lock on the side opposite to that shown in Fig. 1. Fig. 4 is a view of a modification thereof.

Similar letters of reference indicate corresponding parts in the several figures.

My invention consists of a fastening or lock for a pocket-book, bag, &c., formed of a button and a spring-tongue—one or more—the latter attached to one part of the book, bag, &c., having its end occupy such position that it is in the path of the button, whereby the parts may readily engage and be securely connected, the security of the hold increasing as the book or bag, &c., is distended, the entire device being of simple and inexpensive construction, and levers, cams, and similar fastening or locking devices are avoided, the construction and operation being hereinafter fully set forth.

Referring to the drawings, A represents a pocket-book of ordinary construction, to which, however, my invention is not limited, as it is equally applicable to bags and other receptacles and articles to be fastened or locked.

B represents a cap, centrally perforated, and of somewhat dishing shape, the same being secured to the under or inner side flap of the book; and C represents a plate which is fitted within the cap and attached thereto. The corners of the plate are continued inwardly, forming spring-tongues D D, of which two are shown, their ends being separated and facing each other and approaching the center of the cap, so as to appear at the perforation *a* thereof.

To the outer face of the body of the book is secured a button, E, whose head is of less diameter than the opening or perforation *a* of the cap B, so as to enter the same and pass through the space between the ends of the

spring-tongues D, said ends primarily obstructing the path of the button.

The operation is as follows: When the book is to be closed and fastened or locked the flap is advanced toward the body of the book, or vice versa, and the head of the button E guided into the opening *a*. The ends of the spring-tongues yield and permit the passage of the head of the button until said ends reach the neck of the button, when they spring into said neck, thus locking the button and fastening the flap, the head of the button being entirely inclosed and concealed.

It will be seen that the attachment of the button and cap, and consequently of the flap and body, is secure and reliable. The book may be bent without releasing the cap or button, and the distention of the book by the contents thereof only serves to force the cap more firmly against the button, or vice versa, whereby opening of the distended or occupied book when security thereof is most necessary is prevented.

In order to open the book, pressure is exerted on the flap or body to separate one from the other, whereby the holding-power of the spring-tongues is overcome, the tongues clear the head of the button, and the button emerges from the opening in the cap, thus fully disengaging the button and cap and unfastening or unlocking the flap, as is evident.

In order to allow play of the spring-tongues at their ends adjacent to the central opening, *a*, of the cap, the wall of said opening is slotted, as at *a'*, at places coinciding with said ends, so that the latter are permitted to move outwardly when under pressure of the head of the button, the inward motion of the ends of the tongues being permitted by the dishing or depressed form of the cap, the freedom of said ends thus being preserved.

The means for attaching the cap to the flap may be varied, clips, prongs, &c., being employed for my purpose, as most desirable. In Fig. 4 the cap is enlarged or elongated and provided with two sets of spring-tongues, in which case one button will be employed, and the device is adapted to be applied to pocket-books, &c., requiring unusual expansion, and where different points of attachment are essential.

If desired, the tongues D may be secured

directly to the inner face of the flap and a cap or plate attached to the outer face of said flap, in which case the flap will be perforated at the place coinciding with the space between the ends of the spring-tongues, so as to permit the passage of the head of the button to a locking position with said tongues.

The plate C is attached to cap B and rests against the back of the same, the place of attachment being at the side of the plate opposite to the spring-tongues, so that both the body of the plate and the spring-tongues move under the action of the head of the button. By this provision the tongues have increased length. Their resiliency is increased also. There are enlarged and strong means of attachment of the plate C without piercing or otherwise weakening the tongues, and the neck of the button is forced against the wall of the cen-

tral opening in the cap B, thus causing the latter, as well as the spring-tongues, to sustain the button when in a locked position.

Having thus described my invention, what I claim as new, and desire to secure by Letters Patent, is—

The improved fastening for pocket-books, &c., consisting of a cap having a perforation the wall of which has slots, substantially as described, a button and spring-tongues, the button being adapted to be held both by the said wall and tongues, and the ends of the tongues vibrating or playing in the aforesaid slots, for the purpose stated.

JOHN W. MEAKER.

Witnesses:

JOHN A. WIEDERSHEIM,
A. P. GRANT.