

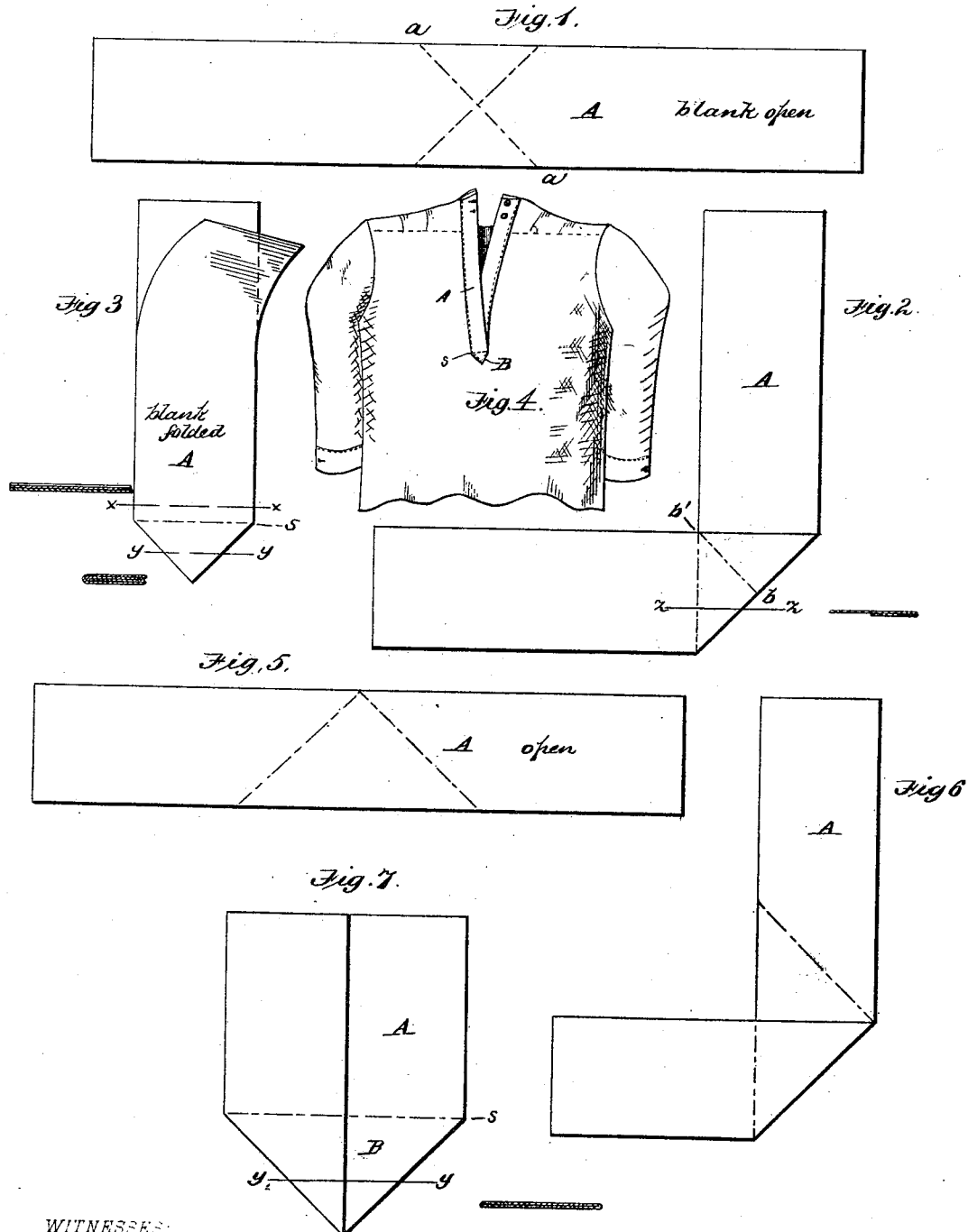
(No Model.)

2 Sheets—Sheet 1.

L. ABRAHAM.  
STAY FOR GARMENTS.

No. 266,743.

Patented Oct. 31, 1882.



WITNESSES:

W. H. Knight  
J. H. Jacobson

INVENTOR

Lewis Abraham

Attorney

(No Model.)

2 Sheets—Sheet 2.

L. ABRAHAM.  
STAY FOR GARMENTS.

No. 266,743.

Patented Oct. 31, 1882.

Fig. 8.

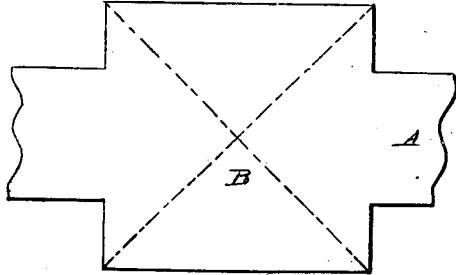


Fig. 9.

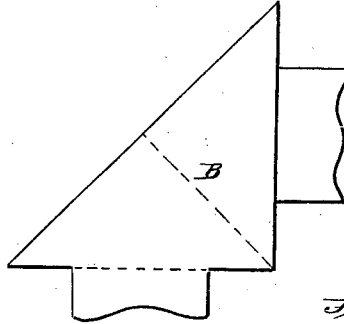


Fig. 10.

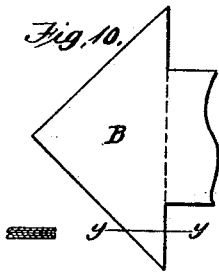


Fig. 11.

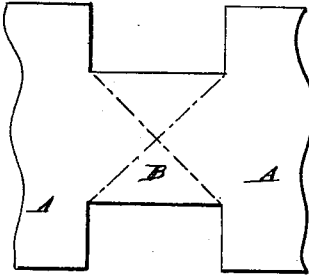


Fig. 12.

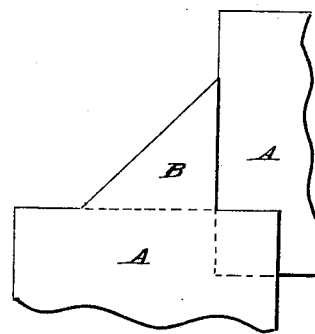


Fig. 13.

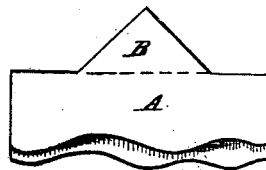


Fig. 16.

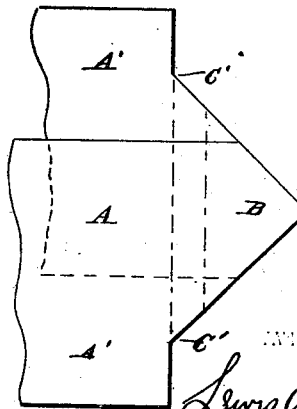
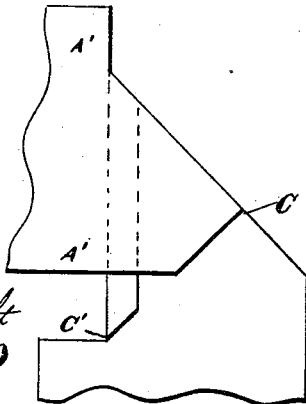


Fig. 15.



WITNESSES:  
J. H. Knight  
J. E. Jackson

INVENTOR

Lewis Abraham

Attorney

# UNITED STATES PATENT OFFICE.

LEWIS ABRAHAM, OF WASHINGTON, DISTRICT OF COLUMBIA.

## STAY FOR GARMENTS.

SPECIFICATION forming part of Letters Patent No. 266,743, dated October 31, 1882.

Application filed August 30, 1882. (No model.)

*To all whom it may concern:*

Be it known that I, LEWIS ABRAHAM, a citizen of the United States, residing at Washington, in the District of Columbia, have invented a new and useful Improvement in Wearing-Apparel, of which the following is a specification.

My invention relates to improvements in the facings and linings of openings in the back, sleeves, and other parts of shirts and garments generally, including the fronts and fly-openings of drawers, pants, and overalls, and their pocket-holes or plackets; and it consists in a peculiar manner of folding over that part of the facings and linings where they bend and form the crotch or fork, so that at said crotch or fork such folding over shall form a re-enforce without any supplementary stay or additional piece of fabric.

To the accomplishment of this end my invention consists in forming the band or strip that comprises the facings or linings of the openings or slits in garments of one continuous piece of fabric, and so doubling or returning it upon itself at the fork or crotch as to form a miter fold or succession of angular folds that will comprise a stay or re-enforce, the strip facings or linings, and the crotch-stay or re-enforce all of one continuous piece of fabric; and my improvement further consists in the combination of such continuous strip and crotch or fork re-enforce with the opening of any article of wearing-apparel, all as hereinafter described and claimed.

I illustrate in the drawings and describe my invention as applied to a shirt, but desire to be distinctly understood as not limiting myself thereto, as my invention can be used to great advantage on drawers, pants, overalls, &c.

Referring to the accompanying drawings, on which similar letters of reference indicate like parts on each figure, Figure 1 represents a blank or strip having straight edges, showing in hatched lines the manner in which it is to be folded. Fig. 2 represents the same folded over on the line *aa'*, Fig. 1. Fig. 3 represents the strip completely folded over on the line *bb'*, Fig. 2. Fig. 4 represents the same attached to the back of a shirt. Fig. 5 represents a blank strip, showing another form of folding it over at the middle or crotch to form a stay or re-enforce. Figs. 6 and 7 represent the strip shown in Fig. 5 partly and completely respectively folded over, forming a

triangular fork-stay. Fig. 8 represents a blank strip as shown in Fig. 1, having the middle portion thereof, that forms the stay or re-enforce, somewhat wider than the ends extending therefrom. Figs. 9 and 10 represent the same as partly and completely folded over. Fig. 11 represents a strip with its middle part adapted and intended to be folded over and form the re-enforce stay, cut away leaving wider side extensions on the main part of the strip. Figs. 12 and 13 represent the same respectively as partly and completely folded up. Fig. 14 illustrates the preferred form for using my invention on the back openings of shirts, and represents a strip having side wings and a central portion which, when doubled and folded over, forms a triangular fork-stay, said triangle, at its base, having an extension which in practice is turned down to form a hem or welt along said base. Figs. 15 and 16 represent the same as partially and completely folded up.

On the various figures where the lines *yy*, *z*, *xx* appear they serve to indicate that alongside of such indicating-letters the drawings show a respective cross-sectional view of the adjacent figure, plainly showing the layers of fabric that compose the folded parts, whether of the main strip or the fork-stay or re-enforce. A single layer of fabric is generally sufficient for all purposes; but more than one layer may be used and be within the scope of my invention. In other words, one blank of either of the forms shown having been prepared, one or more may be laid over or upon it, so as to stiffen it and increase strength, the only conditions being that each strip must be in one continuous piece, and in practice must be so folded as to form a fork or crotch, stay, or re-enforce of two or more thicknesses.

In the drawings, *A* is the main strip. It may be of one continuous width from end to end, as shown in Figs. 1 to 7, inclusive, or may have its middle portion extending, as shown in Figs. 8, 9 and 10; or said middle portion may be cut away, as shown in Figs. 11 to 16, inclusive.

The gist of the invention is the doubling over the middle of the strip geometrically, so as when completely folded up said middle portion will form a triangular fork-stay of more than one thickness, which at suitable parts may be stitched together—as, for instance, on the line *s*, Figs. 3, 4, 7.

The scale I have adopted for convenience in the drawings for the width of the main strip A is one inch. If there is no extension or diminution of the width in the middle—as shown, for instance, in Fig. 1—said middle will be an exact square, and when folded over will present a mitered fork or crotch re-enforce stay of four thicknesses. If it is folded over, as shown in Figs. 6, 7, a re-enforce triangular stay of two thicknesses will be formed. The form shown in Figs. 8 to 13 are practically the same as shown in Figs. 1, 2, 3. The central portion of the strips, Figs. 8 and 11, are also squares, as is the case with the form shown in Fig. 1, which, when folded up on miter-lines, compose a triangular re-enforce of four thicknesses, as plainly shown in the drawings.

Fig. 14 shows a central strip, A, having wings or extensions A'. At one side the extensions A' have a cut-away portion, preferably triangular, as shown in Fig. 14 at C. The opposite side is also cut away, as shown at C', leaving, however, a small extension, B', which in practice is folded down or turned under against the triangular re-enforce B. Said extension B' may be turned flat against the triangle B and form a hem thereof, (two thicknesses,) or may be turned over and returned under upon itself and stitched together, as shown in detail section, Fig. 14. This form of strip, Fig. 14, is preferable for use on open-back shirts, because, as will be seen, the strip portion A in practice lies over upon itself, and there is no risk of the shirt coming open and exposing anything underneath, while the wings or extensions A' A' can be of any req-

uisite width, so as to be fastened either singly or folded onto the main back part of the shirt. I thus provide in all the forms shown and described a continuous strip or band-facing for openings of garments, without any joint or seam, that by folding over at the middle, as described, provides a strong permanent re-enforce or fork-stay, all composed of one and the same piece of fabric, but of more than one layer of said fabric.

What I claim is—

1. A continuous band or facing for the openings of shirts, drawers, and analogous articles, doubled over and returned, as described, at the middle, and thereby forming a mitered re-enforce fork-stay of more than one thickness, substantially as described.

2. In a shirt or analogous article, the continuous band A, having side extensions, A', and a middle portion doubled and folded over upon itself, the middle portion where doubled and folded, as described, forming a fork-stay, all made of a single piece of fabric, substantially as described.

3. The combination, with the slit or opening on an article of wearing-apparel, of a continuous fly or facing for said opening folded and returned over at its middle, as and for the purpose intended, substantially as described.

4. In a continuous band fly-facing for the openings of garments, the folded mitered fork re-enforce stay B, substantially as described.

LEWIS ABRAHAM.

Witnesses:

S. H. JACOBSON,  
H. JACOBSON.