

(No Model.)

J. G. CHERRY.
CAN FOR TRANSPORTING MILK.

No. 266,770.

Patented Oct. 31, 1882.

Fig. 1.

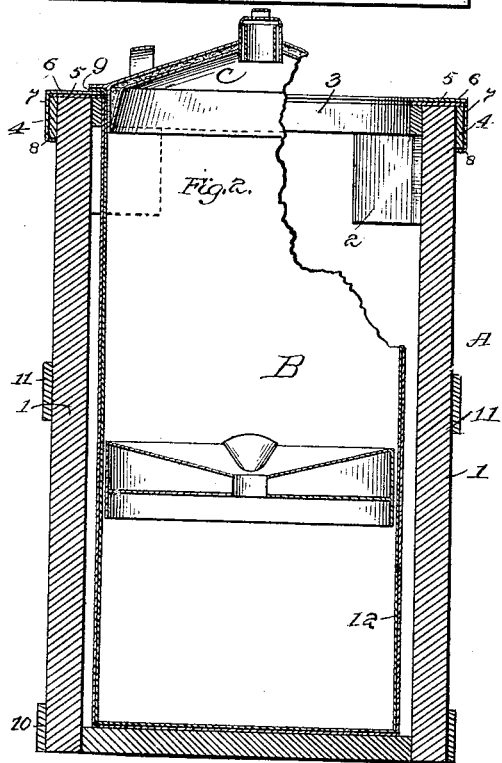
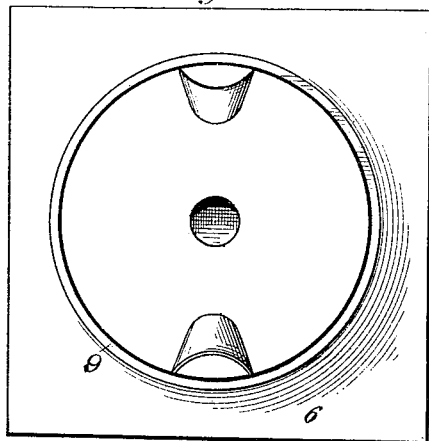
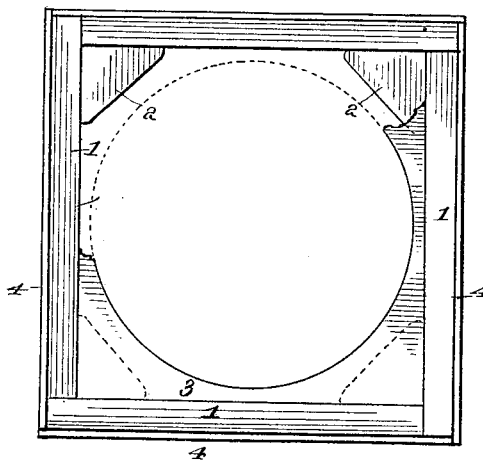


Fig. 3.



Attest:

Walter D. Malan

F. L. Middleton

Inventor
John G. Cherry
by Elmer Spear
Atty.

UNITED STATES PATENT OFFICE.

JOHN G. CHERRY, OF CEDAR RAPIDS, IOWA.

CAN FOR TRANSPORTING MILK.

SPECIFICATION forming part of Letters Patent No. 266,770, dated October 31, 1882.

Application filed June 26, 1882. (No model.)

To all whom it may concern:

Be it known that I, JOHN G. CHERRY, of Cedar Rapids, in the county of Linn and State of Iowa, have invented a new and useful Improvement in Cans for Transporting Milk and Cream; and I do hereby declare that the following is a full, clear, and exact description of the same.

My invention relates to an improvement in cans for transporting milk and cream; and it consists in the peculiar and novel manner of connecting the inside milk-receptacle to the outer inclosing case, and generally in the construction and arrangement of the parts, all as fully hereinafter explained.

In the drawings, Figure 1 is a top plan view with cover removed. Fig. 2 is a central vertical section. Fig. 3 is a plan view of the casing.

The outer box or case, A, is composed of four side pieces, 1, firmly secured together by nails or otherwise. These pieces are strengthened and braced by triangular corner pieces or blocks, 2 2, secured thereto near the upper end of the pieces 1. These corner pieces form the support for the top 3, there being just sufficient space above the corner pieces, 2, to permit the top 3 to lie flush with the end of the sides 1 1. The corner pieces are also firmly secured to the side pieces, and all the parts are bound together by strips 4 4, which are nailed to the side pieces at the upper end of the latter. The top 3 is provided with a central circular opening of the diameter of the can which is to be inclosed. The top of the box is covered with a packing composed preferably of one or two thicknesses of heavy building-paper, 5, and upon this is placed a sheet of tin, 6, having a circular opening which registers exactly with that in the top. The edges of this strip are bent down, as shown at 7 8, so as to inclose the sides and bottom of the binding-strips 4, to which they are secured.

B represents the inner can or milk-receptacle. It is composed preferably of tin, and is of cylindrical form. The height of this can is a little greater than that of the top of the wooden box, so that a flange, 9, is formed, which is turned over upon the tin covering 6 and firmly soldered. The can B is thus suspended from the top of the box, and as the tin plate 6 is

firmly secured, as before described, the can cannot possibly work loose or become detached. Before the can is put in place and soldered it is surrounded or wrapped with building-paper 12 to form a packing. The can being in place, the wooden bottom of the box is secured in place flush with the lower end of the side pieces, 1 1, and a packing is preferably interposed between the bottom of the box and that of the can. From the circular shape of the can and the square shape of the box it is evident that a non-conducting air-space is formed between them, which is of material advantage in preserving the contents of the can.

The cover C is composed of two thicknesses of tin, as shown, soldered together, and having an intermediate filling of paper and cow's hair. The cover is also provided with a central ventilating-orifice of any suitable construction.

The box is strengthened and braced by the use of binding strips 10 11, which are secured to the side pieces at their bottom and at the middle. The strips may be of iron, if preferred, but for ordinary use wood will be found sufficient.

The advantages of this can lie principally in the fact that the inner receptacle is effectually prevented from injury by contact with other merchandise while in transit; further, in the more effectual preservation of the contents by the use not only of non-conducting material for the outer box, but of the intermediate air-space and the packing; and, finally, in the protection of the packing from possible contact with the milk or cream in the can.

Having fully described my invention, I claim—

The combination of the side pieces, 1, the top 3, supported on the corner lugs, 2, the strips 4, the metal plate 6, having the flanges 7 8, and the inner can having the flange 9, by which it is secured to the top plate, 6, all substantially as and for the purposes set forth.

In testimony whereof I have signed my name to this specification in the presence of two subscribing witnesses.

JOHN G. CHERRY.

Witnesses:

A. V. EASTMAN,
ALICE M. ALBRIGHT.