

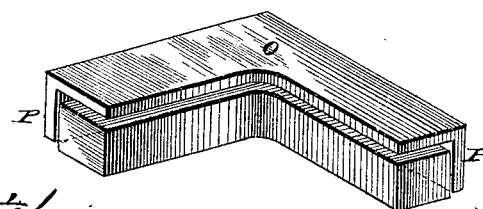
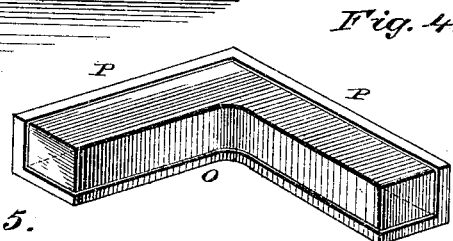
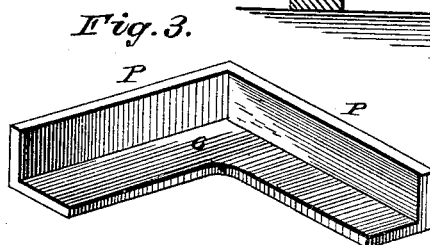
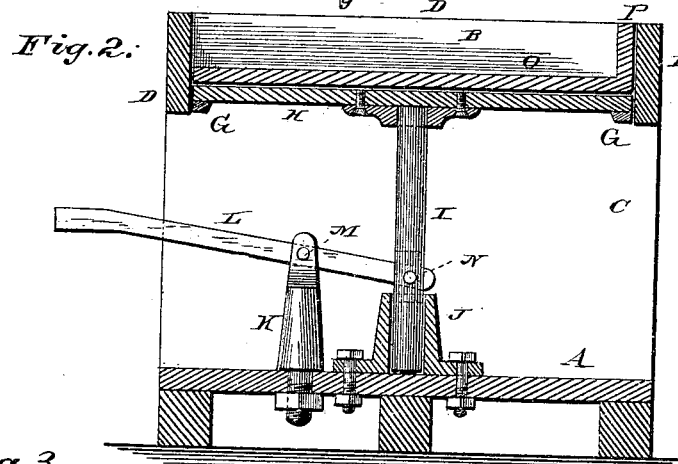
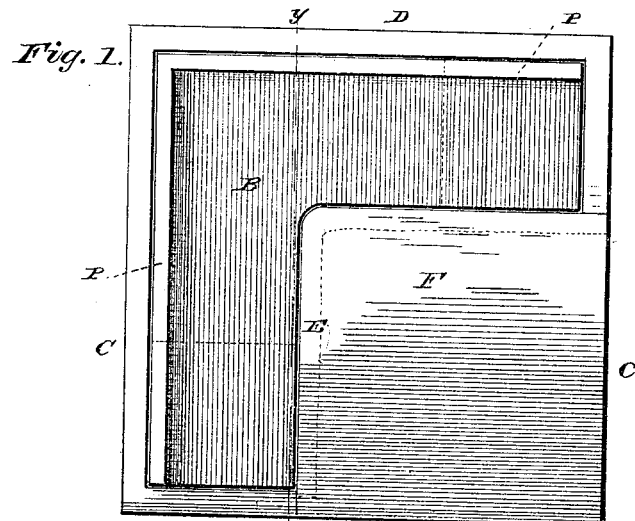
(No Model.)

J. J. JOHNSTON.

BRICK MOLD.

No. 266,832.

Patented Oct. 31, 1882.



WITNESSES:

Wm. L. Dietrich
P. C. Dietrich

INVENTOR.

James J. Johnston

UNITED STATES PATENT OFFICE.

JAMES J. JOHNSTON, OF COLUMBIANA, OHIO, ASSIGNOR TO THE UNITED STATES IMPROVEMENT COMPANY, (LIMITED,) OF SAME PLACE.

BRICK-MOLD.

SPECIFICATION forming part of Letters Patent No. 266,832, dated October 31, 1882.

Application filed February 23, 1882. Renewed October 11, 1882. (No model.)

To all whom it may concern:

Be it known that I, JAMES J. JOHNSTON, of Columbiana, in the county of Columbiana and State of Ohio, have invented a certain new and useful Improvement in Brick-Molds for Molding Angular Brick; and I do hereby declare that the following is a full, clear, and exact description thereof, reference being had to the accompanying drawings, and to the letters of reference marked thereon.

My invention relates to an improvement in brick-molds for molding angular brick of the form described and represented in my application for Letters Patent for an improvement in brick, which bear even date with this application; and it consists of a stationary mold having a bottom susceptible of vertical movement, and a secondary bottom having side walls, which secondary bottom is used for the purpose of "bearing off" the molded brick, as will hereinafter more fully and at large appear.

To enable others skilled in the art with which my invention is most nearly connected to make and use it, I will proceed to describe its construction and operation.

In the accompanying drawings, which form part of this specification, Figure 1 is a top view of my improvement in brick-molds. Fig. 2 is a vertical section of the same at line *yy* of Fig. 1. Fig. 3 is a perspective view of the secondary bottom, having side walls. Fig. 4 is a perspective view of the same with molded brick thereon. Fig. 5 is an inverted view of the same, indicating the manner of removing the secondary bottom from the molded brick.

Reference being had to the accompanying drawings, A represents the base of the mold B, which is formed by the side boards C D and the side board E. (Indicated by dotted lines in Fig. 1.) On the edge of the side walls C D E is secured a top board, F, which serves the purpose of a feed-table for the mold B. At the lower edge of the mold A are lugs G, on which rests the outer edge of the movable bottom H, to which is attached an upright, I, the lower end of which moves in a guide, J, attached to the base A, to which is also secured the fulcrum K of the lever L, which is pivoted in said fulcrum at M, and its end pivoted in a slot at N in said upright. The mold B is

provided with a secondary bottom, O, having side walls P. This secondary bottom, with its side walls, gives form to one side and two edges of the brick, (clearly shown in Fig. 4,) and is used for bearing off the brick and laying them on the floor of the yard, which bearing off and laying could not be done with hand-molded brick of the form herein described, and shown in accompanying drawings, without some device that would be the equivalent of the secondary bottom O, which acts similar to a mold in the delivery of the brick on the floor of the yard, but delivers the brick much more readily than would a mold for an angular brick of the form herein described.

The operation of molding the brick is as follows: The tempered clay is placed by the attendant on the top board, F, the secondary bottom O and its side walls P having been sanded, similar to the sanding of the ordinary brick-mold. The brick-molder sweeps into the mold B tempered clay sufficient to fill and pack the mold, and cuts off the surplus, which the molder sweeps back onto the top board, F. He then places his foot on the lever L, causing the bottom H to lift the secondary bottom O and molded brick out of the mold B and delivers it to the bearing-off boy, who lays it on the floor of the yard by inverting the secondary bottom O and removing it sidewise, as indicated in Fig. 5. The molder having removed his foot from the lever L, the bottom H will drop down in the mold B to the position shown in Fig. 2. He then places a secondary bottom, O, properly sanded, in the mold. It is then ready for the molding of another brick.

Having thus described my invention, what I claim as new, and desire to secure by Letters Patent, is—

A mold for molding angular brick, consisting of the side walls C D E, secondary bottom O, having side walls P, and a movable bottom, H, operated through the medium of the lever L and upright I, having guide J, substantially as herein described, and for the purpose set forth.

JAMES J. JOHNSTON.

Witnesses:

T. D. D. OURAND,
FRED. G. DIETERICH.