

(No Model.)

E. W. HUMPHREYS.

FRUIT BASKET.

No. 267,207.

Patented Nov. 7, 1882.

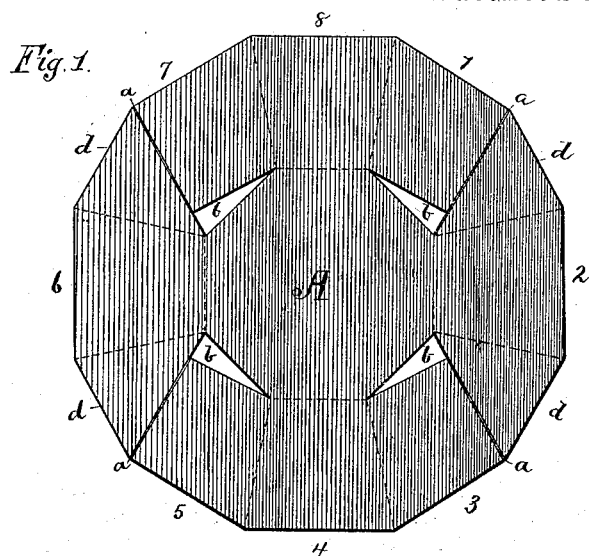


Fig. 2.

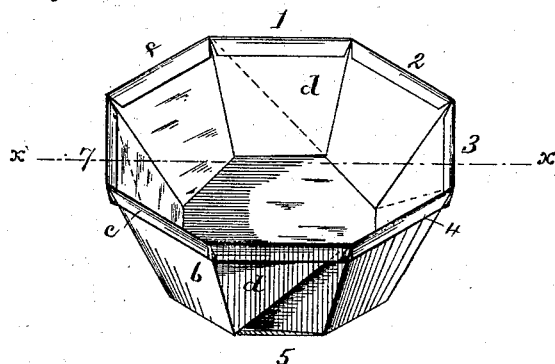
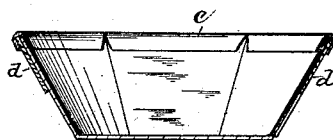


Fig. 3.



WITNESSES:

H. B. Brown
Edw. W. Ryan

INVENTOR:

E. W. Humphreys
BY *Wm. F. G.*

ATTORNEYS.

UNITED STATES PATENT OFFICE.

EUGENE W. HUMPHREYS, OF SALISBURY, MARYLAND.

FRUIT-BASKET.

SPECIFICATION forming part of Letters Patent No. 267,207, dated November 7, 1882.

Application filed October 2, 1882. (No model.)

To all whom it may concern:

Be it known that I, EUGENE W. HUMPHREYS, of Salisbury, in the county of Wicomico and State of Maryland, have invented a new and useful Improvement in Fruit-Baskets; and I do hereby declare that the following is a full, clear, and exact description of the same, reference being had to the accompanying drawings, forming part of this specification.

My invention relates to an improvement in fruit baskets or boxes of that class which are made of veneer or thin sheets of wood cut and creased so as to be folded to constitute a basket adapted to hold berries or other small fruits, which baskets are designed to hold a definite quantity of fruit and be packed in crates for shipment.

In the drawings, Figure 1 represents the flat blank as cut preparatory to being folded to form the basket, all the cuts being made crosswise the grain of the wood. Fig. 2 is a perspective view of a basket formed from said blank, and Fig. 3 is a vertical section through such basket.

Referring to Fig. 1, A is the blank, which is preferably of veneer, but which may be made of pasteboard or other analogous thin material. This blank is formed with twelve sides, of which the numbered sides 1 to 8 form the eight sides of the octagonal basket or box shown in Fig. 2, while the four sides *d* constitute lap-sections. This blank is cut entirely through at the lines *a*, and has also four triangular sections of the wood cut entirely around and removed, as shown at *b*. From the apices of the triangles *b* are also lines of cut made crosswise the grain of the wood, which do not extend through the wood, but are only markers or creases that locate the lines of fold or bend in shaping the basket, as shown by dotted lines in Fig. 1.

In folding the parts to shape the basket, the

two long sides of the triangle *b* are brought together to close the bottom, and the triangular sections *d* are lapped upon the outside of the sections 1 3 5 7, as in Fig. 2. A continuous metal rim, *c*, is then placed around and folded over the upper edge of the box, and is there suitably secured by tacks or otherwise, the said rim being nicked upon the inside at the angles to permit it to be bent. This rim is formed of a straight strip of metal, and when bent requires to be corrugated or crimped at the corners on the outside.

In the peculiar cut of the blank shown in Fig. 1 it will be seen that each cut, both of complete and partial severance, is made crosswise of the grain of the wood, which is an important feature of merit in contributing to the durability of the box or basket, as it is only by such means that the wood may be bent without splitting.

Having thus described my invention, what I claim as new is—

1. A fruit-box blank made of veneer or its equivalent, with through cuts *a* and removed sections *b*, substantially as and for the purpose described.

2. The blank A, for making fruit baskets or boxes, consisting of a twelve-sided piece of veneer or its equivalent, as described, having the through cuts *a* and removed triangular sections *b*, substantially as shown and described.

3. An octagonal fruit basket or box composed of a body portion formed of a twelve-sided blank, with through cut *a* and removed triangular sections *b* drawn together at the top with four lapped sections, *d*, and surmounted by a metallic rim, substantially as shown and described.

EUGENE WASHINGTON HUMPHREYS.

Witnesses:

JAMES T. TRUITT,
M. L. TARR.