

(No Model.)

J. W. ROWE.

T-SQUARE.

No. 267,260.

Patented Nov. 7, 1882.

Fig. 1.

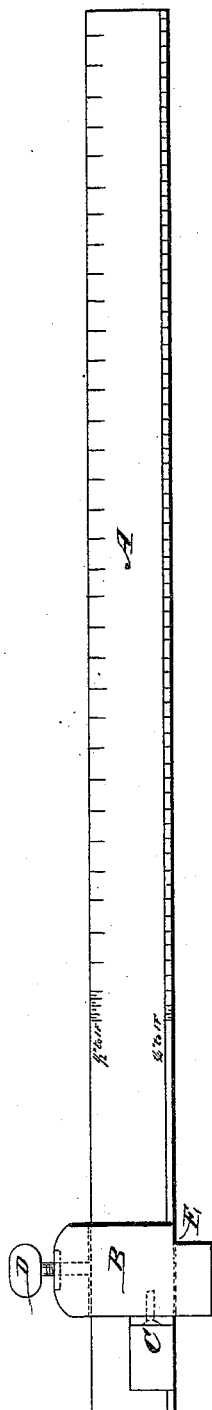


Fig. 2.

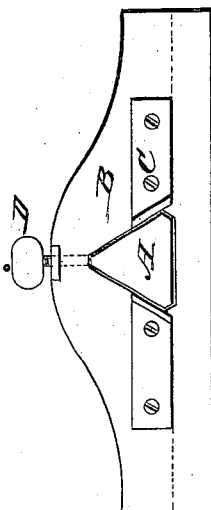
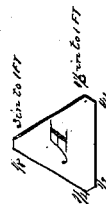


Fig. 3.



WITNESSES:

Francis McArdle
C. Sedgwick

INVENTOR:

J. W. Rowe
BY *Munn & Co*

ATTORNEYS.

UNITED STATES PATENT OFFICE.

JOSEPH W. ROWE, OF AUSTIN, TEXAS.

T-SQUARE.

SPECIFICATION forming part of Letters Patent No. 267,260, dated November 7, 1882.

Application filed April 21, 1882. (No model.)

To all whom it may concern:

Be it known that I, JOSEPH WILLIAM ROWE, of Austin, in the county of Travis and State of Texas, have invented a new and Improved T-Square, of which the following is a full, clear, and exact description.

This invention consists of the tongue or shaft of the T-square, made of an equilateral scale, and fitted in the head so that it can be readily taken out and shifted around on its longitudinal axis from side to side, in order that the different scales of the different sides may be set to the work, so that the draftsman can set his points directly therefrom without the use of the dividers, as will be hereinafter described.

Reference is to be had to the accompanying drawings, forming part of this specification, in which similar letters of reference indicate corresponding parts in all the figures.

Figure 1 is a side elevation of my improved T-square. Fig. 2 is a side elevation of the head of the square, and Fig. 3 is an end elevation of the scale to be employed for the tongue of the square.

A represents the tongue of the square, which I propose to make in the form of the common equilateral triangular scale, with the usual or any desired scales printed on the square; and B represents the head of the square, in which I propose to fit the tongue by an equilateral mortise through said head, corresponding to the form of the tongue, and also by the brackets C on the back, so that the tongue can be readily taken out and shifted around from side to side to present the different scales to the work on the paper for taking the measures directly from the scale without the use of the dividers.

D is a binding-screw by which to fasten the tongue in the head B, and E is a rabbet which I make in the head to fit the edge of the board, for keeping the tongue upright, said tongue being too narrow to control the head.

The scales may be printed any desired length on the tongue; but it will not be necessary to begin at the head, as a few inches therefrom may be blank along the margin of the board and the paper being drawn upon.

Having thus described my invention, what I claim as new, and desire to secure by Letters Patent, is—

1. The improved T-square having an equilateral scale for the tongue, and said tongue fitted adjustably in the head of the square, substantially as described.

2. The combination of the tongue A, constructed in the form of an equilateral scale, the head B, having a mortise corresponding to the form of the tongue, and the binding-screw D, substantially as specified.

3. The combination of the tongue A, constructed in the form of an equilateral scale, the head B, having a mortise corresponding to the form of the tongue, binding-screw D, and the brackets C, substantially as described.

4. The combination of the tongue A, constructed in the form of an equilateral scale, and the head B, having the rabbet E, substantially as specified.

JOSEPH WILLIAM ROWE.

Witnesses:

I. G. TAYLOR,
JOHN B. BRADFORD.