

(No Model.)

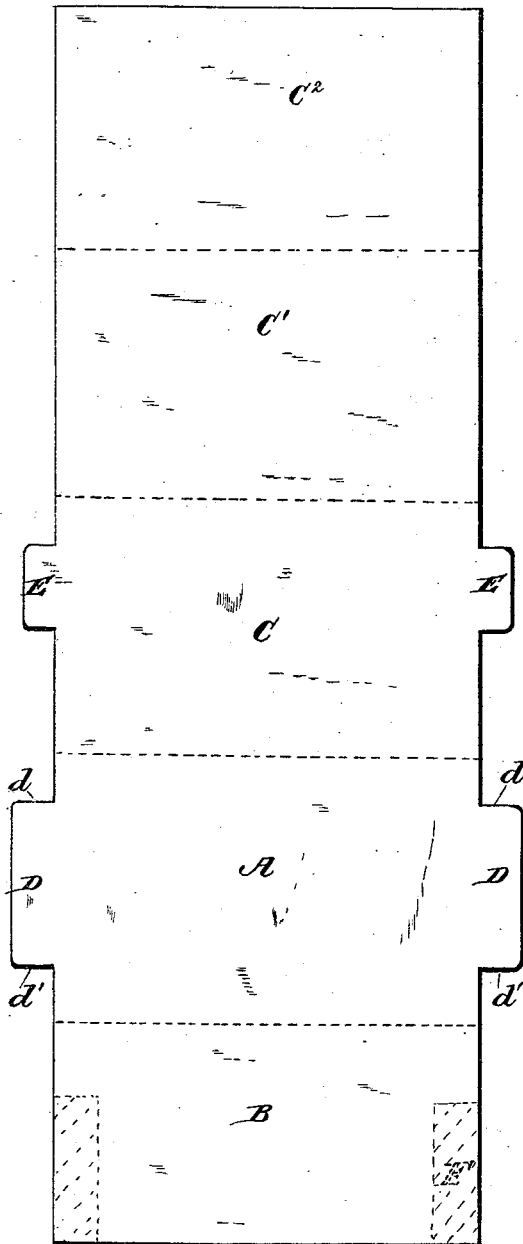
2 Sheets—Sheet 1.

A. C. FLETCHER.  
ENVELOPE LETTER SHEET.

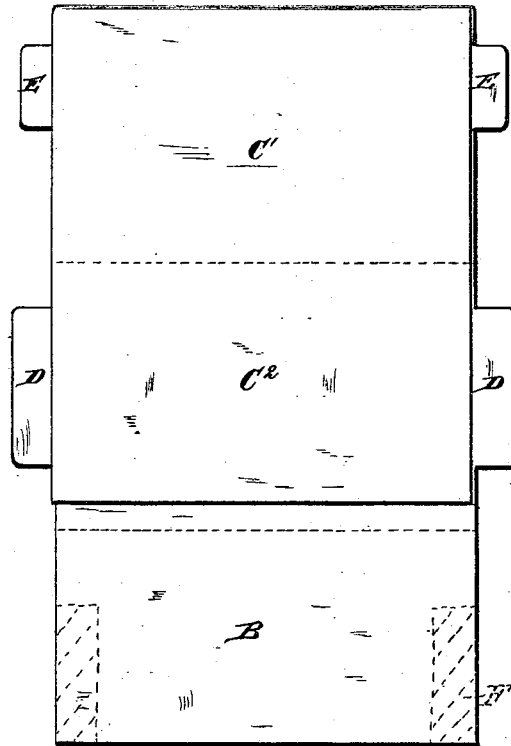
No. 267,305.

Patented Nov. 7, 1882.

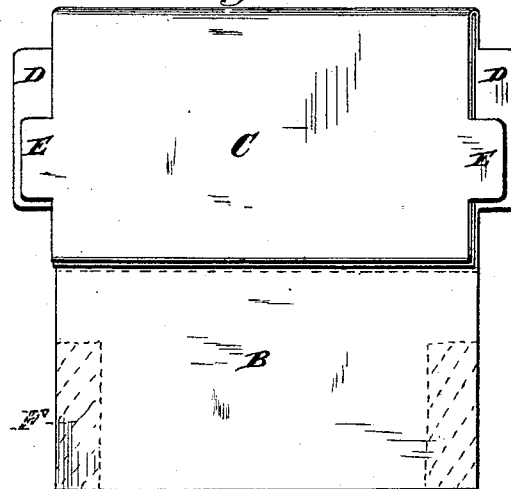
*Fig. 1.*



*Fig. 2.*



*Fig. 3.*



*Witnesses.*

*Robert Everett.*

*J. A. Rutherford*

*Inventor.*

*Addison C. Fletcher.*

*By James L. Norris.*

*Atty.*

(No Model.)


2 Sheets—Sheet 2.

A. C. FLETCHER.  
ENVELOPE LETTER SHEET.

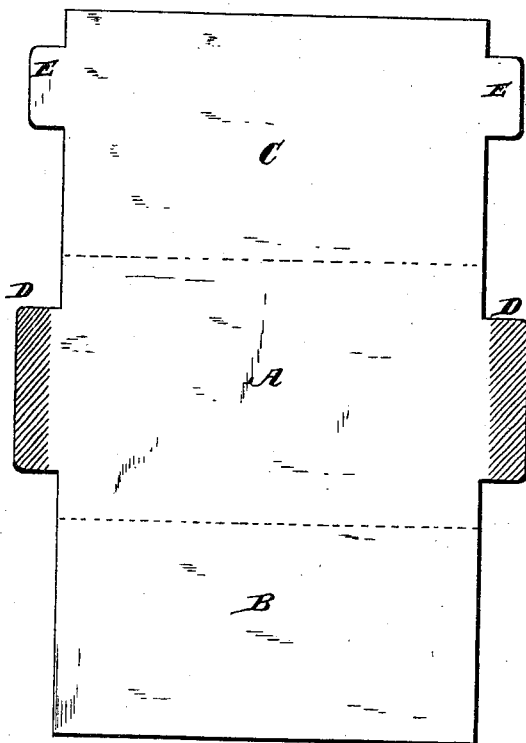
No. 267,305.

Patented Nov. 7, 1882.

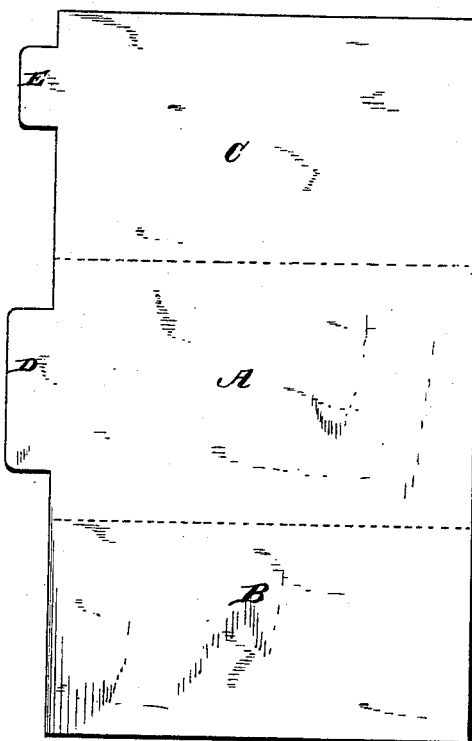
*Fig. 4.*



*Fig. 5.*



*Fig. 6.*



*Witnesses.*

*Robert Everett.*

*J. A. Rutherford.*

*Inventor.*

*Addison C. Fletcher.*

*By James L. Norris.*

*Atty.*

# UNITED STATES PATENT OFFICE.

ADDISON C. FLETCHER, OF NEW YORK, N. Y.

## ENVELOPE LETTER-SHEET.

SPECIFICATION forming part of Letters Patent No. 267,305, dated November 7, 1882.

Application filed October 11, 1882. (No model.)

*To all whom it may concern:*

Be it known that I, ADDISON C. FLETCHER, a citizen of the United States, residing at New York, in the county and State of New York, have invented new and useful Improvements in Envelope Letter-Sheets, of which the following is a specification.

This invention relates to that class of envelope letter-sheets in which the back or center portion is provided with end wings, and these said wings folded and sealed upon an outer flap, after the several flaps or members of the article have been folded together.

My invention consists in an envelope letter-sheet combining in its structure a back carrying one or more wings, a sealing-flap, and a folding flap carrying one or more wings which are located on one side or end thereof, said latter-named wing serving both to aid in gagging the line where the sheet is to be folded between the back and the folding flap, and to prevent the withdrawal of the latter after sealing. These and other objects I attain by devices illustrated in the drawings, in which—

Figure 1 is a view of the envelope letter-sheet open; Fig. 2; the same with two flaps folded; Fig. 3, the same with three flaps folded; Fig. 4, the entire sheet folded up. Figs. 5 and 6 are modifications.

The combined letter-sheet and envelope shown in the first four figures of the drawings is constructed with a back portion, A, a sealing-flap, B, and three inner folding flaps, C C' C<sup>2</sup>, which latter can be limited in number to but one; but by increasing the number of these folding flaps a greater extent of writing-surface is of course obtained. The back portion, A, is provided at each end with an ungummed wing, D, and the first inner folding flap, C, has at each one of its ends an ungummed wing, E, which is about half, or somewhat less than half, the width of wing D. The combined envelope and letter-sheet is finished by gumming the outside of the sealing-flap at its corners, as indicated by dotted lines F, and also by the same letter in Fig. 4, in which the flap is folded and one of its gummed corners exposed. Some nicety will be exercised in adjusting the relative positions and widths of the wide and narrow flaps, and also in regulating the extent of gummed surface. The wings D of the back portion are not as wide as the back, so that when the sealing-flap B, which likewise is not as wide as the back, is

folded, its outer edge will lie in line with the inner sides, *d*, of said wings. The narrow wings E of the first folding flap, which, as before stated, are of less width than the wings D, are located at or near the outer corners of flap C, in such position that when said flap is folded these wings E shall match those corners *d'* of the wings D which are the nearest to the sealing-flap. In this way it will be seen that wings E, in conjunction with wings D, serve as a gage in folding, since when the former just match the corners *d'* of the latter the line of fold between members A and C will be exactly determined.

In folding a combined letter-sheet and envelope of this construction the folding flaps C' C<sup>2</sup> will be folded down upon the back portion, A, and the first folding flap, as in Fig. 2. Flaps C' and C<sup>2</sup> will then be folded together, as shown in Fig. 3, thus bringing the narrow ungummed wings E upon the wide wing D, the former covering only a portion of the latter. The sealing-flap B is then folded down, as in Fig. 4, thereby bringing the gummed portions opposite the wings. These latter will then be folded over upon such gummed portions, which latter, being properly moistened, will admit of the wings adhering thereto, and consequently of the envelope being readily and securely sealed. These narrow wings E cover so small a portion of the flaps D that their presence will not materially detract from the efficiency of the wider and longer flaps. At the same time they serve to greatly strengthen the structure, and when thus sealed down they connect and lock flaps B and C together, so as to prevent any slipping of flap C.

It will be observed that the wings can be moistened instead of the gummed portions of flap A, if desired, and the wings then pressed down upon the gum. It will also be seen that the article can be opened with some instrument and the sheet left with a clean edge.

In Fig. 5 the folding flap is employed, the flap C being the same as before. In this instance the wings D are gummed instead of the flap B, and, if preferred, the small flaps E can be gummed also. In Fig. 6 the back and first folding flap, C, have their respective wings formed at one end only, whereby the article can serve either as a combined envelope and note-sheet, or as a wrapper for circulars. In this case the wings or flaps B can be gummed, as preferred.

There can be no mistake in folding up the above envelope letter-sheet, and it can be readily opened with any suitable knife or paper-opener.

5 Having thus described my invention, what I claim is—

10 An envelope letter-sheet combining in its structure a back, A, carrying a wing, D, a sealing-flap, B, and a folding flap, C, having a narrow wing, E, located on one side or end thereof, said wing E serving both to aid in gaging the line where the sheet is to be folded

between the back A and the folding flap C, and to prevent the withdrawal of the latter after the sealing, which secures all the parts, 15 substantially as described.

In testimony whereof I have hereunto set my hand in the presence of two subscribing witnesses.

ADDISON C. FLETCHER.

Witnesses:

JAMES L. NORRIS,

J. A. RUTHERFORD.