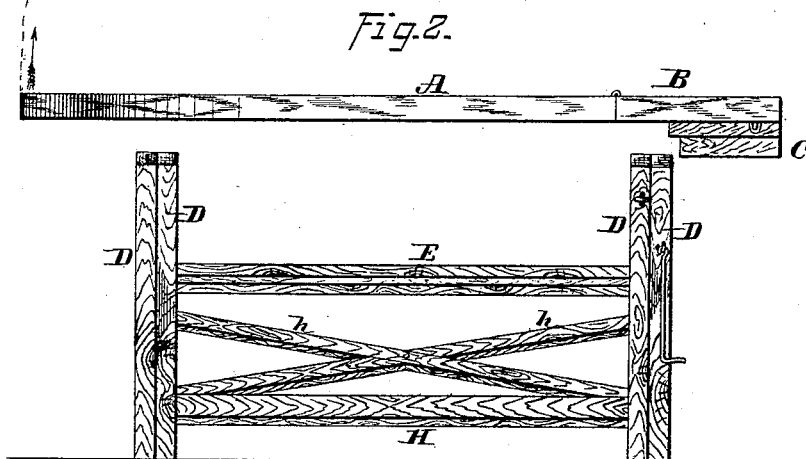
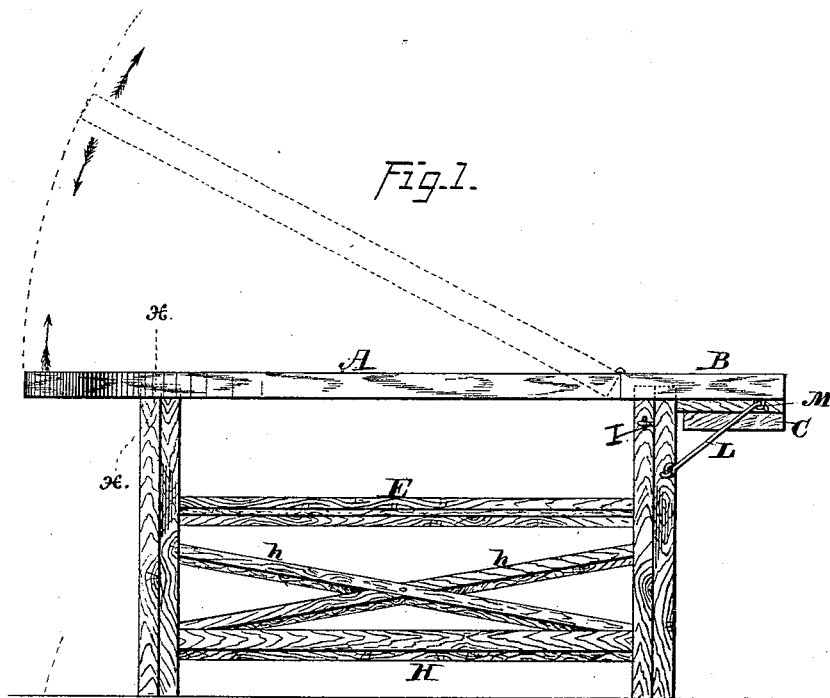


M. BURLINGHAM.

IRONING BOARD.

No. 267,323.

Patented Nov. 14, 1882.



WITNESSES:

*Geo. E. Hutchinson.*

*J. A. Rutherford*

INVENTOR.

*Myra Burlingham,*

by *James L. Norris*  
Att'y.

M. BURLINGHAM.

2 Sheets—Sheet 2.

IRONING BOARD.

No. 267,323.

Patented Nov. 14, 1882.

Fig. 3.

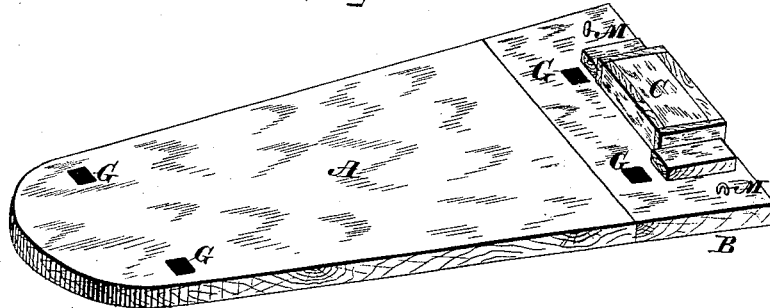


Fig. 4.

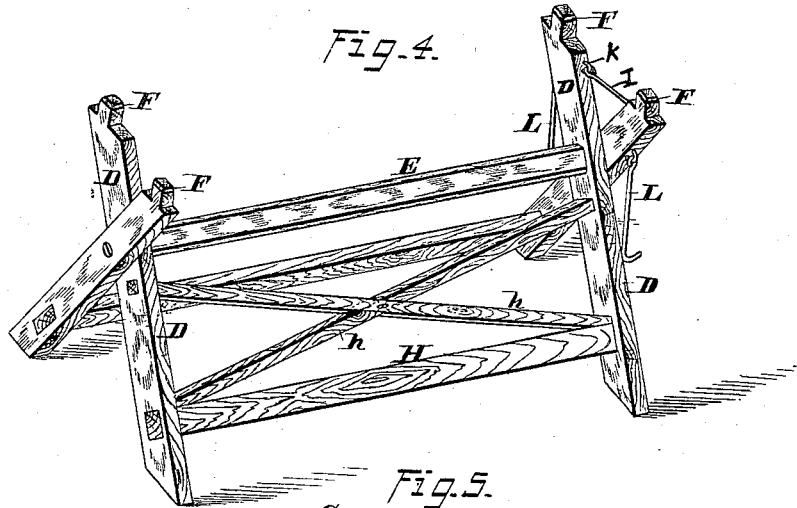
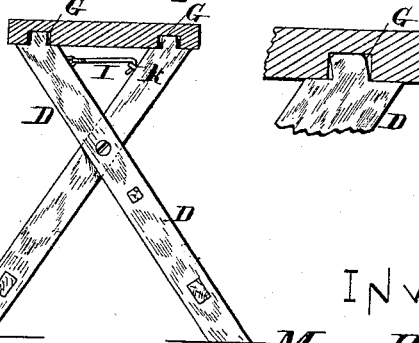


Fig. 5.



WITNESSES=

Geo. E. Hutchinson.  
J. A. Rutherford

INVENTOR-

Myra Burlingham,

by James L. Norris.  
Att'y.

# UNITED STATES PATENT OFFICE.

MYRA BURLINGHAM, OF ORADELL, NEW JERSEY.

## IRONING-BOARD.

SPECIFICATION forming part of Letters Patent No. 267,323, dated November 14, 1882.

Application filed January 23, 1880.

*To all whom it may concern:*

Be it known that I, MYRA BURLINGHAM, a citizen of the United States, residing at Oradell, in the county of Bergen and State of New Jersey, have invented new and useful Improvements in Ironing-Boards, of which the following is a specification.

This invention relates to that class of ironing-boards which are provided with hinged leaves and detachable supports, its object being to provide a strong, convenient, and cheap implement for ironing purposes, which can be readily arranged for use, and packed away in a small space when not required.

It consists in a novel construction and organization of parts, as fully hereinafter described, and shown in the accompanying drawings, in which—

Figure 1 is a side view of the ironing-board and its supports connected together. Fig. 2 is a similar view of the board and its supports disconnected. Fig. 3 is a perspective view of the board bottom side up. Fig. 4 is a detached perspective view of the supports. Fig. 5 is a detail sectional view.

The letter A designates the movable leaf, which is hinged to a stationary platform, B, that serves as a sad-iron stand, and has arranged in suitable guides upon its under side a drawer, C, which is intended to receive the various articles used in connection with the board. The supports for the board consist of the two pairs of cross-legs D, pivoted to the opposite ends of a horizontal connecting-bar, E. Each of the legs D has a tenon, F, formed at its top, said tenons fitting in the under side of the board A and platform B. The legs D are also connected by suitable bars, H, and braces h, and, when arranged to receive the board, are held in proper position by a hooked arm, I, loosely connected to one leg and engaging with a staple, k, on the adjacent leg. Two of the legs at one end of the support have hooked arms L stapled to their outer edges, and when the board is placed

upon the legs, as shown in Fig. 1, said hooked arms are engaged with staples M, projecting from the under side of the platform B, and serving to hold said platform snugly to the legs. This platform being thus secured, the front sloping portion, A, can be freely raised, as shown in dotted lines, Fig. 1, to allow a dress, shirt, or similar article to be pressed over it and arranged in convenient position to be ironed.

When the implement is not required for use, the board, as is obvious, can be readily detached from the legs, the latter folded together, and all laid away in a small space.

Heretofore an ironing-board has been made in two sections that are hinged together and pivotally connected with pivoted cross-legs; but in such instance no provision is made for a drawer, and the arrangement of braces and hooked arms employed by me is not used. Tables have also been provided with folding legs, upon which the tops are detachably secured.

What I claim is—

An ironing-table consisting of the leaf A, hinged at one end to a stationary platform, B, which supports a drawer, the two pairs of cross-legs D, pivoted to the opposite ends of a horizontal connecting-bar, and having tenons at their top ends, which are received in mortises in the hinged leaf and the platform, the bars and braces H h, connecting the two pairs of legs, the hooked arms for connecting the upper ends of the legs in pairs, and the hooked arm L, for connecting the legs of one pair with the platform that carries the drawer, said members being all constructed and organized substantially as described.

In testimony whereof I have hereunto set my hand in the presence of two subscribing witnesses.

MYRA BURLINGHAM.

Witnesses:

MAMIE A. COLE.

MILTON DEMAREST.