

(Model.)

S. W. VALENTINE.

SHEET METAL CAN.

No. 267,383.

Patented Nov. 14, 1882.

Fig. 1,

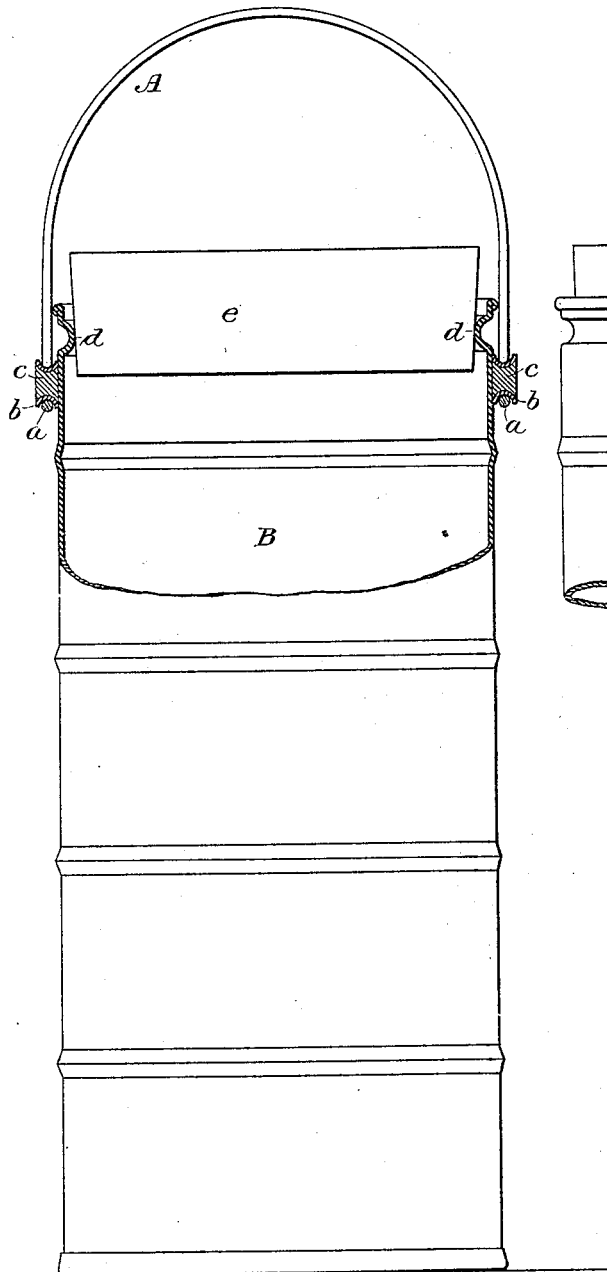


Fig. 3,

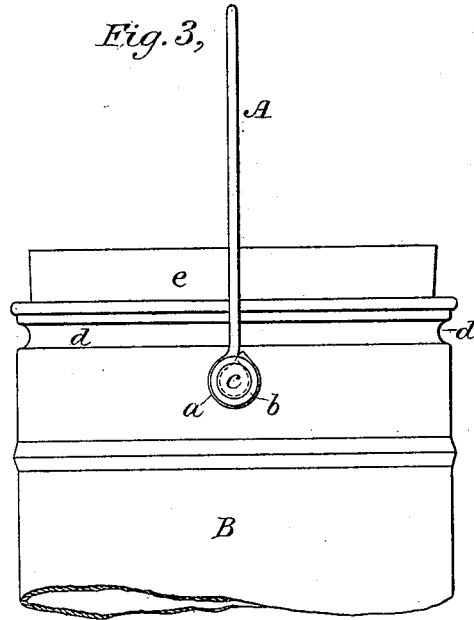
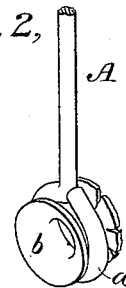


Fig. 2,



WITNESSES

Wm. A. Shinkley,
Geo W. Buck.

INVENTOR

Samuel W. Valentine,
By his Attorney
Manuel D. Bailey

UNITED STATES PATENT OFFICE.

SAMUEL W. VALENTINE, OF BOSTON, MASSACHUSETTS, ASSIGNOR OF ONE-HALF TO RUFUS S. MERRILL, OF SAME PLACE.

SHEET-METAL CAN.

SPECIFICATION forming part of Letters Patent No. 267,383, dated November 14, 1882.

Application filed January 23, 1882. (Model.)

To all whom it may concern:

Be it known that I, SAMUEL W. VALENTINE, of Boston, Suffolk county, Massachusetts, have invented certain new and useful Improvements in Sheet-Metal Cans, of which the following is a specification.

My improvements are directed to means for attaching a bail or handle to the body of a sheet-metal can. These means can best be explained and understood by reference to the accompanying drawings, in which—

Figure 1 is a longitudinal central section of a can embodying my improvements, the line of section passing through the points at which the bail is attached to the can. Fig. 2 is an enlarged perspective view of one of the bail ends detached and holding an upset eyelet. Fig. 3 is an external view of the upper end of the can.

To attach the bail or handle to the can I proceed as follows: The bail A is made of wire, provided at each end with a cylindrical eye, *a*, formed preferably by bending the end of the bail. Into each eye is inserted an eyelet, *b*, of proper size, and after this is done the unflanged end of the eyelet is upset by any suitable tool to such an extent as to prevent the eyelet from coming out, but not enough to prevent it from revolving freely in the eye. The bail is then applied to the can B so as to bring its eyeleted ends to the position in which they are to be on the can, and the eyelets are then firmly secured to the can-body by solder *c*, which is dropped or otherwise inserted into the interior of each eyelet. It is in this combination of the bail, the eyelets, the can, and

the solder filling that my invention resides. I in this way secure the bail in place without perforating the can-body. The solder filling not only unites the eyelet to the can, but fills the interior of the eyelet, and the eyelets thus constitute in effect solid pins, which furnish a strong bearing on which the bail can turn.

The device, as a whole, is cheap, simple, effective, and involves but little time or labor in its application.

In the can-body, at a point just below its mouth or upper end, is an internally-projecting bead, *d*, made by grooving the can-body by means of a suitable beading-tool, as will be readily understood. This internally-projecting concavo-convex bead constitutes the seat for a stopper, *e*, of wood or other material possessing similar characteristics in the respect of being non-elastic and comparatively non-compressible, the object being that the stopper, when inserted in place, shall partly pass down through the opening bounded by the bead *d*, and shall have contact only with the crowning portion of the bead, which constitutes the bearing for the stopper, as shown in the drawings.

What I claim herein as of my invention is—

The combination of the bail, the can, the eyelet-bearings, and the solder filling, as and for the purposes set forth.

In testimony whereof I have hereunto set my hand this 9th day of January, 1882.

S. W. VALENTINE.

Witnesses:

N. BAILEY,
E. A. DICK.