

(No Model.)

J. A. WILMOT.
CARPET FASTENER.

No. 267,390.

Patented Nov. 14, 1882.

Fig. 1.




Fig. 2.

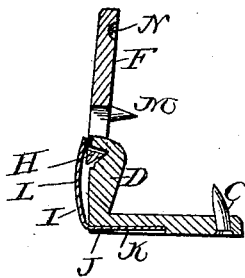
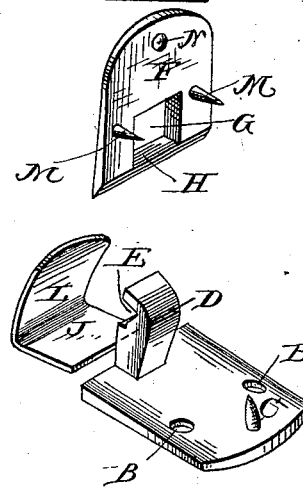


Fig. 3.



WITNESSES
Frank L. Ouraud,
R. Little,

INVENTOR
Jas. A. Wilmot,
by Casner & Co.
Attorneys

UNITED STATES PATENT OFFICE.

JAMES A. WILMOT, OF RIVERSIDE, NEW BRUNSWICK, CANADA.

CARPET-FASTENER.

SPECIFICATION forming part of Letters Patent No. 267,390, dated November 14, 1882.

Application filed August 31, 1882. (No model.)

To all whom it may concern:

Be it known that I, JAMES A. WILMOT, of Riverside, in the province of New Brunswick and Dominion of Canada, have invented certain new and useful Improvements in Carpet-Fasteners; and I do hereby declare that the following is a full, clear, and exact description of the invention, which will enable others skilled in the art to which it appertains to make and use the same, reference being had to the accompanying drawings, which form a part of this specification.

Figure 1 is a perspective view of my improved carpet clasp or fastener. Fig. 2 is a longitudinal vertical sectional view, and Fig. 3 illustrates the parts composing the clasp or fastener detached from each other.

This invention relates to an improved carpet clasp or fastener, the construction and operation of which will be hereinafter fully described and particularly pointed out in the claim.

In the drawings hereto annexed, A represents the base of the clasp or fastener, which consists of a small flat metallic plate having openings B B to receive screws or tacks by which it may be secured to the floor, and provided near its front end with an upward-projecting point or prong, C. The base or plate A has at its rear end an upright, D, provided in its rear side near the upper end with a notch, E.

F is the top plate of the clasp, which may be of any suitable plain or ornamental shape, and provided with a slot, G, fitting over the upright D of the base, so that the cross-bar H, rear of slot G, shall fit in the notch E.

I is a strong flat L-shaped spring, the horizontal arm of which, J, is firmly secured in a recess, K, on the under side of the base-plate A, while the vertical arm L of said spring lies up flat against the upright D, thus confining the cross-bar H in the notch E, enabling the top plate, F, to turn, as upon a hinge. It will be noticed that the notch E is V-shaped, while

the cross-bar H is beveled or triangular in cross-section, thus causing the top plate to be held firmly by the pressure of the spring in either an open or closed position, as the case may be.

The top plate, F, is provided near its rear end with downward-projecting points or prongs M. It is also provided with a recess, N, to receive the point of the prong or barb C, which is thus protected from being dulled.

The operation of my invention will be readily understood. The clasps or fasteners are secured to the floor of the room, near the wash-board, a suitable distance—say five or six inches—apart. The top plates or covers are then raised, and the carpet adjusted by pressing it down over the prongs C and closing the top plates or covers over it, thereby holding the edge securely. Due care should, of course, be taken to stretch the carpet between the fasteners.

This device is simple, inexpensive, easily adjusted and used, and will save the carpets from the wear and injury caused by the use of common tacks or fasteners.

Should it be desired to remove the carpet, it may be pulled up in a moment's time without injury.

Having thus described my invention, I claim and desire to secure by Letters Patent of the United States—

The base A, having upright D, provided with V-shaped notch E, in combination with the top plate, F, having slot G and triangular or beveled cross-bar H and the spring I, as set forth.

In testimony that I claim the foregoing as my own I have hereto affixed my signature in presence of two witnesses.

JAMES ALLEN WILMOT.

Witnesses:

ROBERT CLIFFORD ATKINSON,
JOSEPH HERBERT YEOMANS.