

(No Model.)

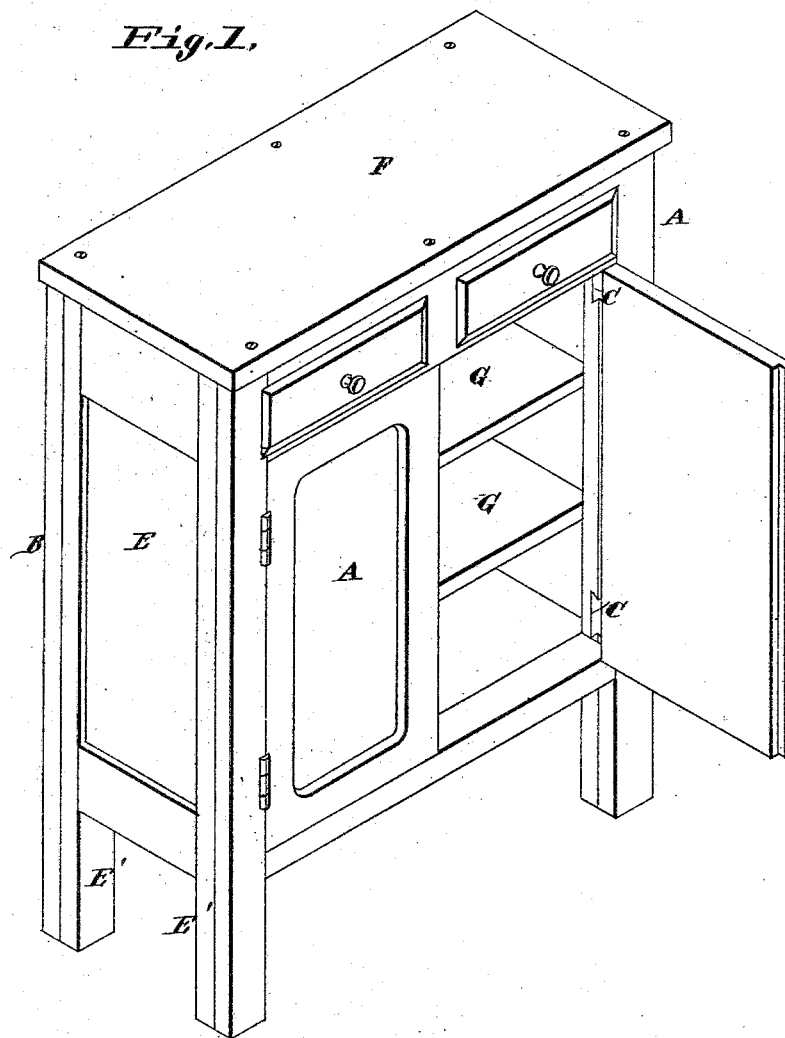
2 Sheets—Sheet 1.

E. J. JUNGHAUS.
SECTIONAL KITCHEN SAFE.

No. 301,449.

Patented July 1, 1884.

Fig. 1.



Attest:
Geo. S. Wheelock.
W. A. Lewis

Inventor
Edward J. Junghaus
By Knight Bros.
Atty.

(No Model.)

2 Sheets—Sheet 2.

E. J. JUNGHANS.
SECTIONAL KITCHEN SAFE.

No. 301,449.

Patented July 1, 1884.

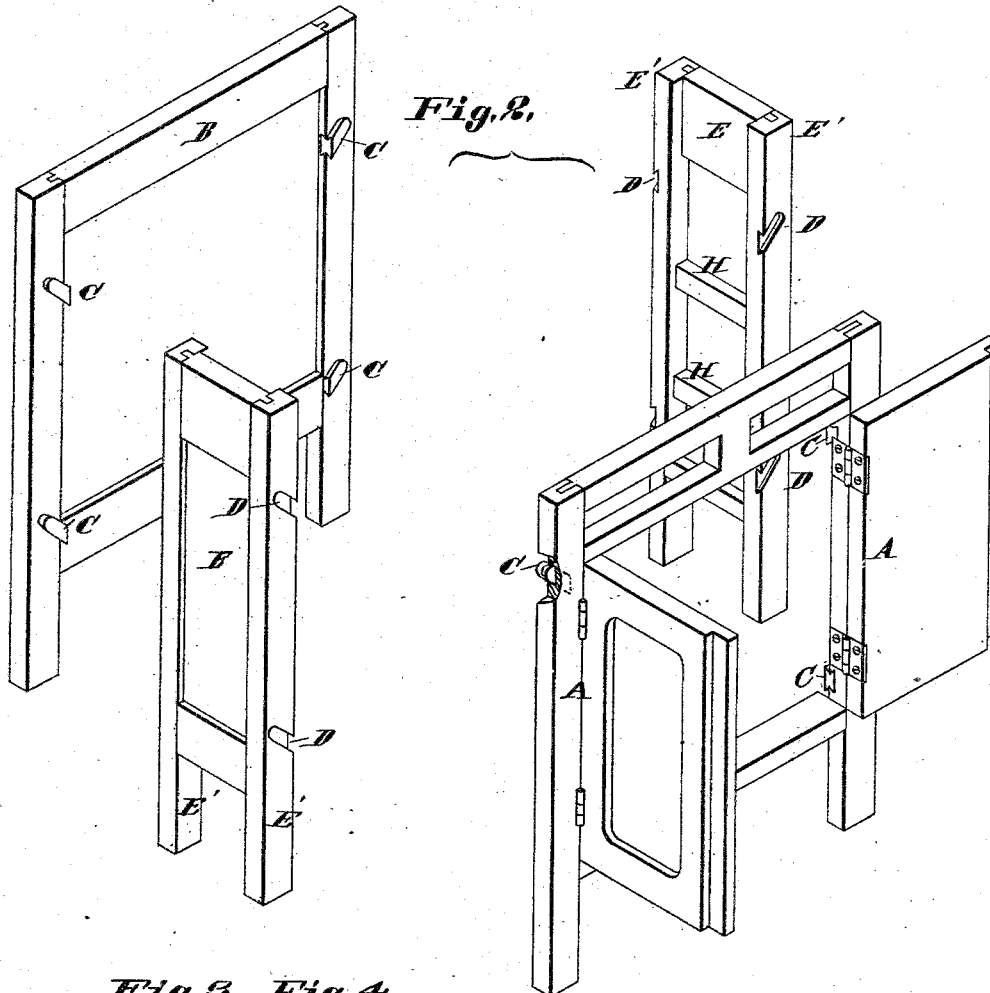
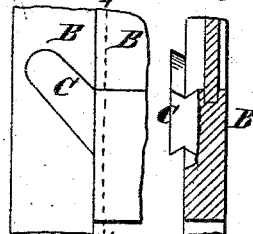


Fig. 3, Fig. 4,



Attest:
Geo. Wheelock
V. A. Lewis

Fig. 5 Fig. 6

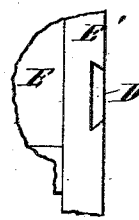
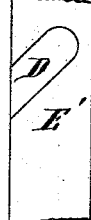
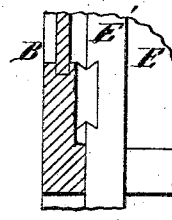


Fig. 7.



Inventor:
Edward J. Jungmans
By Wright Bros
attys.

UNITED STATES PATENT OFFICE.

EDWARD J. JUNGHANS, OF ST. LOUIS, MISSOURI.

SECTIONAL KITCHEN-SAFE.

SPECIFICATION forming part of Letters Patent No. 301,449, dated July 1, 1884.

Application filed May 12, 1884. (No model.)

To all whom it may concern:

Be it known that I, EDWARD J. JUNGHANS, of the city of St. Louis, in the State of Missouri, have invented a certain new and useful
5 Improvement in Sectional Kitchen-Safes, of which the following is a full, clear, and exact description, reference being had to the accompanying drawings, forming part of this specification.

10 This invention relates to the manner of securing the end sections to the front and back; and it consists in dovetail blocks, substantially as described, secured to the front and back and engaging in recesses of the ends, or vice
15 versa.

Figure 1 is a perspective view of the safe standing ready for use. Fig. 2 is a perspective view of the front, back, and ends disconnected. Fig. 3 is an enlarged detail side view
20 of one of the back posts, showing the dovetail block. Fig. 4 is a vertical section at 4 4, Fig. 3. Fig. 5 is a detail showing one of the dovetail recesses in a part of one of the end posts in elevation. Fig. 6 is a detail showing
25 a part of one of the end posts with the dovetail recess therein. Fig. 7 is a detail showing part of the safe-back in vertical section and part of an end in inside elevation attached thereto.

30 A is the front section of the safe, which, in the main, may have the usual or any suitable construction. B is the back section. The corner-posts of these sections have projecting

from the inner sides oblique dovetail blocks or projections C, made to fit tightly in oblique
35 dovetail recesses D of the posts E' of the end sections, E. The arrangement is such that when the front and back sections are stood in the position they occupy when the safe is erected the ends may be applied by enter-
40 ing the outer ends of the projections C into the recesses D and then moving the end section inward and downward. The projections and recesses are made somewhat tapering, so that the fit becomes tight as the end sections
45 attain their position. In the construction shown the dovetail blocks C are made to fit uniform recesses in the posts of the front, back, and end sections, being glued fast in one
50 post, (the post of the front or back,) and locking in the other, E', as set forth. After the sections A, B, and E are put together in position the top F is attached by screws, and while the top is in position these sections cannot be disconnected.

55 The shelves G may be supported on the cross-bars H, as usual.

I claim as my invention—

The kitchen-safe having its front, back, and end sections secured together by oblique
60 dovetail projections and recesses, substantially as set forth.

EDWARD J. JUNGHANS.

Witnesses:

SAML. KNIGHT,
GEO. H. KNIGHT.