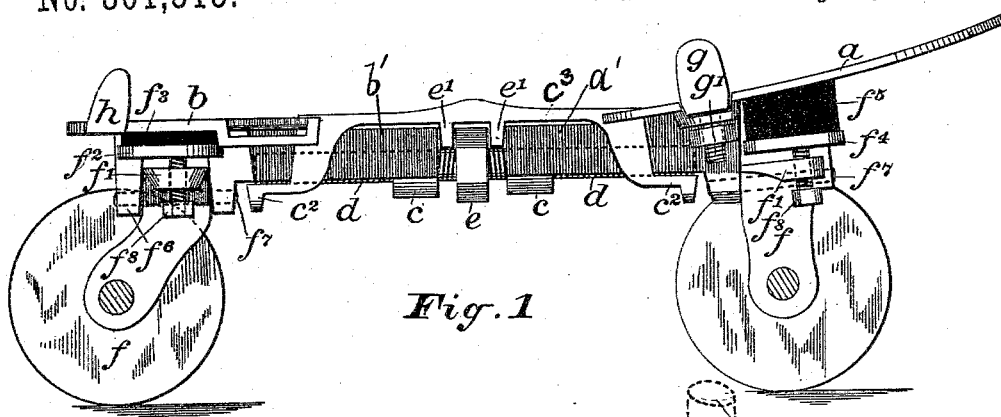


A. OVERHOLT.

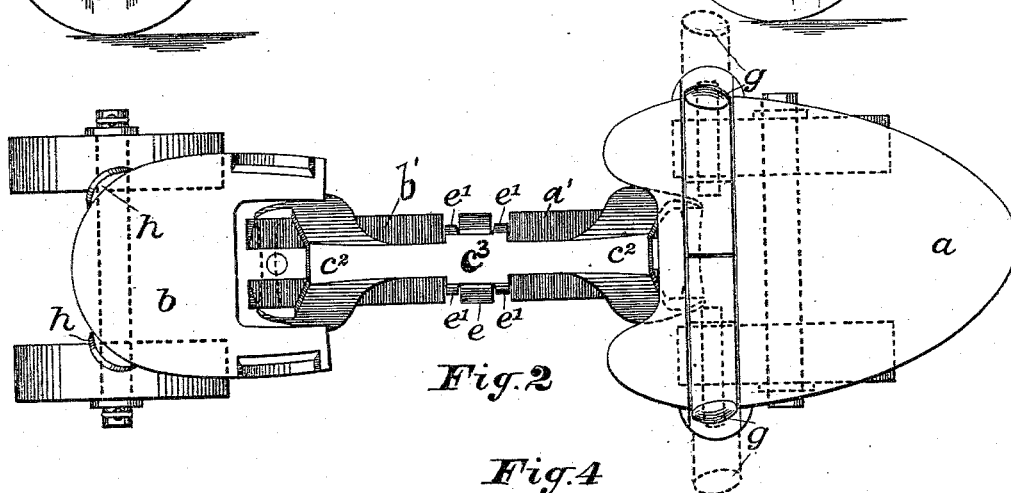
## ROLLER SKATE.

No. 301,515.

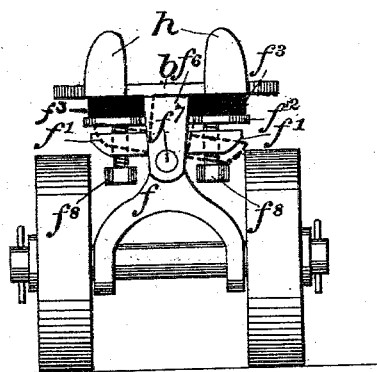
Patented July 8, 1884.



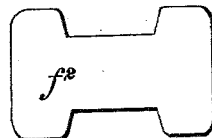
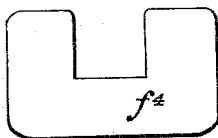
*Fig. 1*



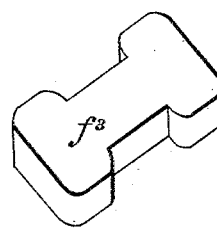
*Fig. 2*



*Fig. 3*



*Fig. 5*



*Fig.6*

*Witnesses;*

L. F. Cummings  
J. F. Smith

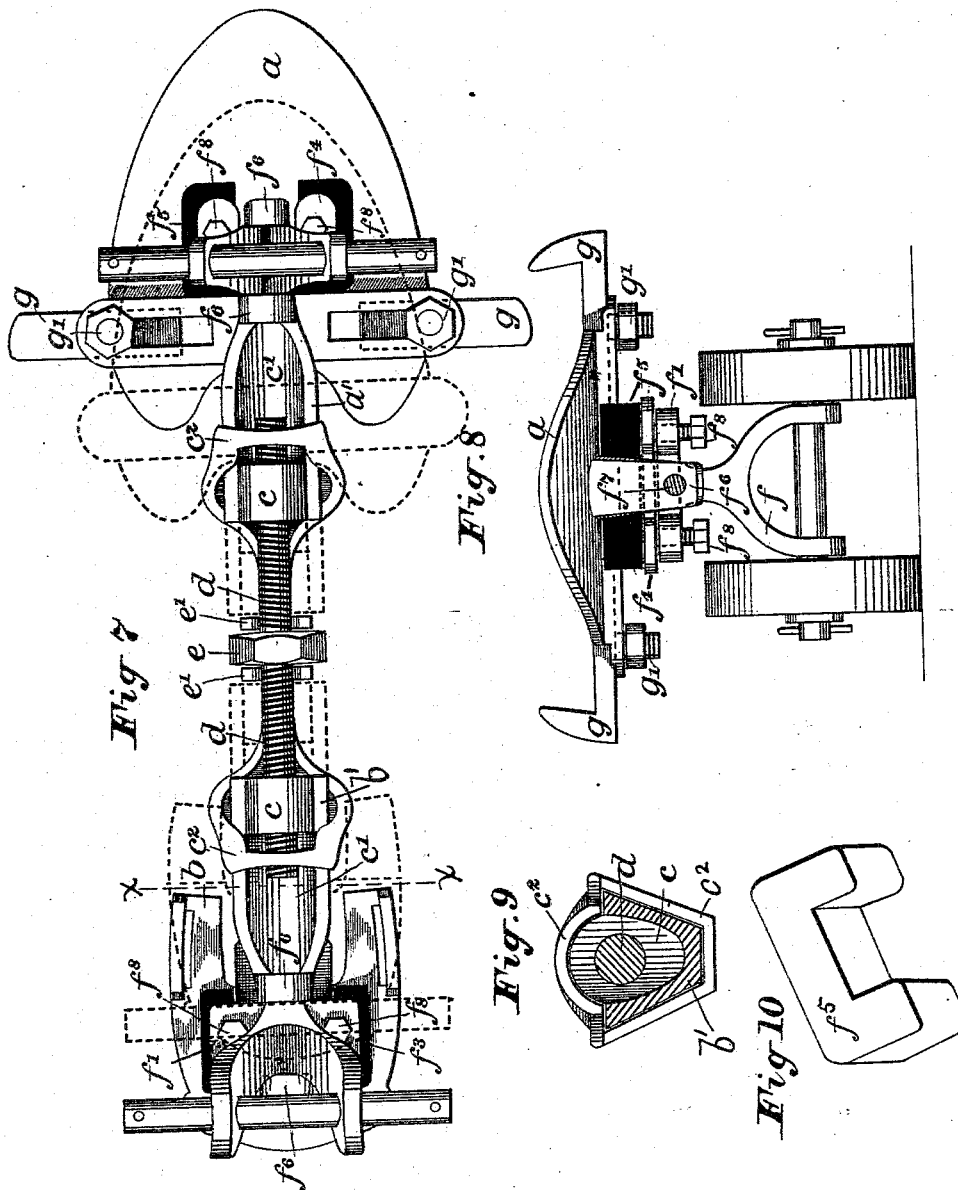
*Inventor*

Abraham Overholt  
per <sup>Wm</sup> Zimmerman  
Attorney

A. OVERHOLT.  
ROLLER SKATE.

No. 301,515.

Patented July 8, 1884.



Witnesses:  
L. F. Cummings  
B. F. Smith

Inventor  
Abraham Overholt  
per Wm Zimmerman  
Attorney.

# UNITED STATES PATENT OFFICE.

ABRAHAM OVERHOLT, OF WAUPUN, WISCONSIN.

## ROLLER-SKATE.

SPECIFICATION forming part of Letters Patent No. 301,515, dated July 8, 1884.

Application filed May 14, 1884. (No model.)

*To all whom it may concern:*

Be it known that I, ABRAHAM OVERHOLT, a citizen of the United States, residing at Waupun, in the county of Fond du Lac and State of Wisconsin, have invented certain new and useful Improvements in Roller-Skates, which are fully set forth in the following specification, reference being had to the accompanying drawings, forming a part hereof, and in which—

Figure 1 is a side elevation of my skate. Fig. 2 is a plan view from the top. Fig. 3 is an end view from the rear, showing motion of plates  $f'$ . Fig. 4 is a plan view of the plate  $f^4$ . Fig. 5 is a plan view of the plate  $f^2$ . Fig. 6 is a perspective view of the rubber  $f^3$ . Fig. 7 is a plan view of the under side of the skate, showing extended and contracted positions of heel and toe plates. Fig. 8 is a front view of the skate. Fig. 9 is a cross-section on the line  $x x$  of Fig. 7. Fig. 10 is a perspective view of the front rubber,  $f^5$ .

Like letters of reference indicate like parts.

The object of my invention is to make a roller-skate that shall be adjustable longitudinally, and in which the bearings shall have a limited side motion regulated by screws and rubber cushions, substantially as shown.

The skate is made of a front part,  $a$ , having a piece,  $a'$ , integral with it, and a rear part,  $b$ , with a part or piece,  $b'$ , integral with it. Said parts are held together by an independent piece or bridge,  $c^3$ , having loops  $c^2$  at its ends, in which freely slide the parts  $a' b'$ . Near the center of the piece  $c'$  are prongs  $c'$ , on each side, which hold between them a nut,  $e$ , fixed to the center of a shaft,  $d$ , on which are cut right and left hand screw-threads. Said screw enters into the nuts  $e$ , fixed into and forming the end of the channel-like parts  $a' b'$ , and lies or works freely in the channel  $c'$ . By turning said nut  $e$ , and thereby the screw

$d$ , the parts  $a' b'$  will be moved to or from the nut  $e$ , and thus separate or bring together the parts  $a b$ .

To the heel-plate  $b$  are cast, integral therewith, spurs or guards  $h$ , and slots for a strap, and to the toe-plate  $a$  are attached adjustable spurs  $g$ , which have a blade which slides in a channel, and a fixed bolt which slides in a slot through the plate  $a$ , and to which is attached a nut,  $g'$ , by means of which each spur is secured in its place. Said spurs hook inward, so that when set they will catch the sole of the boot, when pushed into it longitudinally, and hold securely without further trouble.

The standards or carriers  $f$  play on pins  $f^1$ , which pass through lugs  $f^6$ , attached to the heel and toe plates. The carriers  $f$  have above the pins  $f^1$  horizontal plates  $f'$ , integral with them, through which, near their outer longitudinal edges, pass set-screws  $f^8$ , against plates  $f^2 f^4$ , and said plates carry rubber blocks  $f^3 f^5$ , which press against the plates  $a$  and  $b$ . Said rubber blocks yield to lateral pressure of the carriers  $f$ , and by means of the screws  $f^8$  more or less resistance may be given said parts.

What I claim is—

1. In a roller-skate, the combination of the parts  $a b$ , having attached to them parts  $a' b'$ , united by a bridge-piece,  $c^3$ , and adjusting-screws  $d$ , substantially as specified.

2. In a roller-skate, the combination of the parts  $a a' b b'$ , with bridge-piece  $c^3$ , having loops  $c^2$ , and screws  $d$ , provided with nut  $e$ , and spurs  $e'$ , substantially as specified.

3. In combination with the adjustable plates  $a b$ , bridge-piece  $c^3$ , screws  $d$ , nut  $e$ , and spurs  $e'$ , the spurs  $h$ , and adjustable spurs  $g$ , substantially as specified.

ABRAHAM OVERHOLT.

Witnesses:

F. W. MOORE,  
CH. DOLL.