

(No Model.)

D. J. DAVIDSON & C. H. MICHAEL.

HARNESS HAME.

No. 301,689.

Patented July 8, 1884.

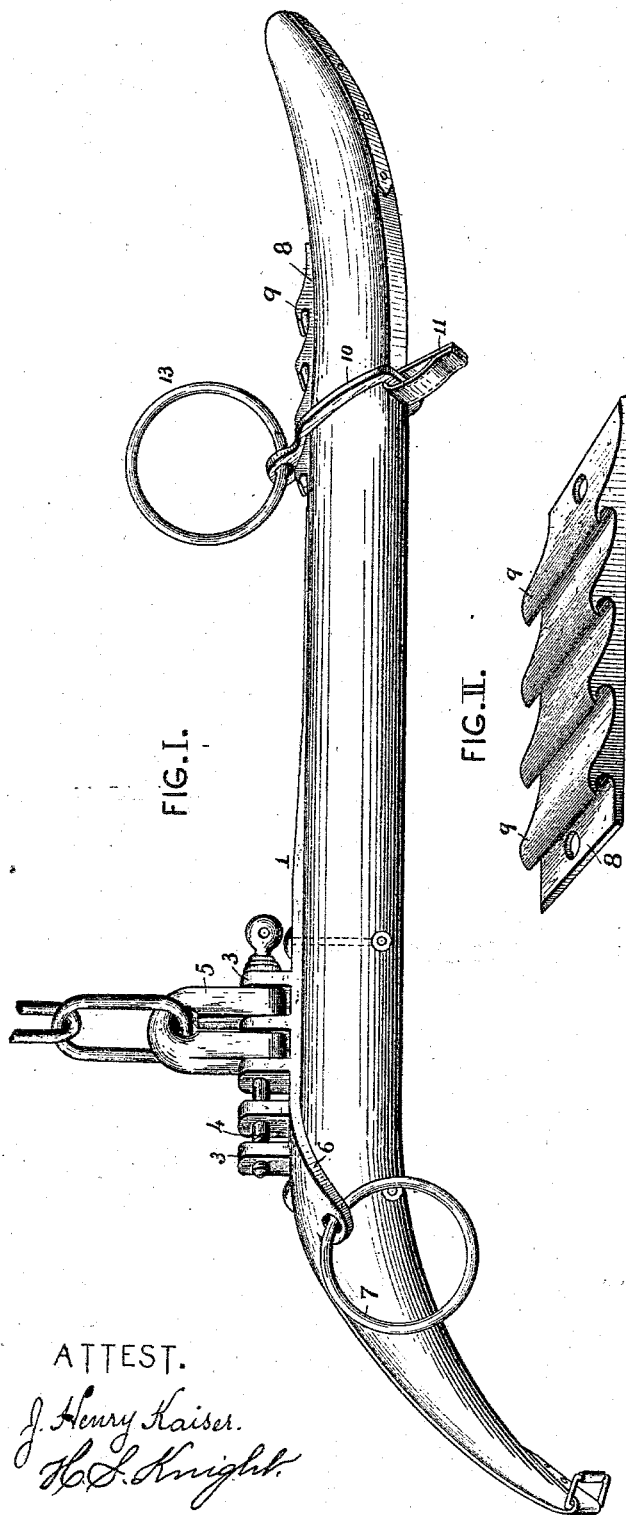


FIG. I.

FIG. II.

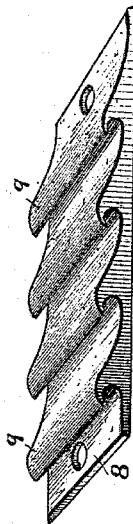


FIG. IV.

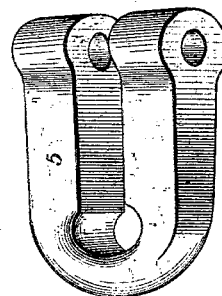
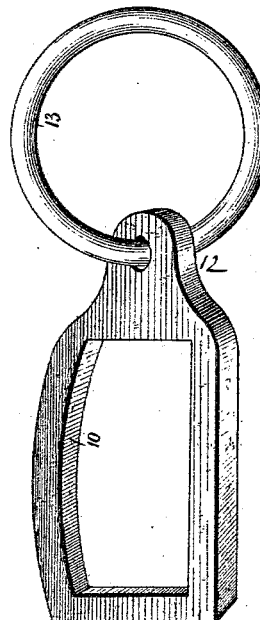


FIG. III.



ATTEST.

*J. Henry Kaiser.*  
*H. L. Knight.*

INVENTORS

*Daniel J. Davidson*  
*and Charles H. Michael*  
*By Knight Bros*  
*Attys.*

# UNITED STATES PATENT OFFICE.

DANIEL J. DAVIDSON AND CHARLES H. MICHAEL, OF MARSHALL, ILLINOIS;  
SAID MICHAEL ASSIGNOR OF ONE-HALF OF HIS RIGHT TO SIMON JUMPER, OF SAME PLACE.

## HARNESS-HAME.

SPECIFICATION forming part of Letters Patent No. 301,689, dated July 8, 1884.

Application filed January 2, 1884. (No model.)

*To all whom it may concern:*

Be it known that we, DANIEL J. DAVIDSON and CHARLES H. MICHAEL, both citizens of the United States, residing at Marshall, in the county of Clark and State of Illinois, have invented certain new and useful Improvements in Harness-Hames, of which the following is a specification.

Our invention relates to certain improvements in means for attaching the trace-tug and line and breast rings to hames, whereby the same hame may be adapted to animals of different height and a direct easy draft secured, and this by the employment of devices simple and readily applied. The trace is, according to our invention, held by a clevis-shaped tug retained by pin within any two adjacent notches in a metal plate, which is secured by rivets or screws to the hame, and to which is also attached the breast-ring. The line-ring is held by a yoke which is retained at any desired height on the hame by means of lugs on a plate fixed near the upper end of the hame.

In order that our invention may be fully understood, we will describe it with reference to the accompanying drawings, in which—

Figure I is an elevation of a half-hame with our attachments applied. Fig. II is a perspective view of the trace tug or clevis. Fig. III is a similar view of the line-ring-retaining plate, and Fig. IV of the line-ring and yoke.

1 is a plate, formed to fit the shape of the hame, so as to be readily attached thereto by means of screws or rivets. This plate is provided with a number of lugs, 3, of size sufficient to permit a bolt or pin, 4, to pass through all of them. Pin 4 is screw-threaded at its lower end to enter a female screw cut in the lowermost lug, 3, the pin being thus prevented from jolting out. The upper end of the pin has a thumb-piece with an eye, to which lever power may be applied to unfasten it. The plate 1 is of such relative proportions to and is secured to the hame so as to cause the lugs to project rearwardly. An easy bearing and direct line-draft is thus afforded. When the pin 4 is placed in position, it forms a means of secure attachment of the clevis 5, to which the trace or its clip may be connected. The clevis 5 may be placed in any two of the spaces between the lugs 3, thereby enabling the point of draft to be raised or lowered

as necessity requires, and thus regulated to suit animals of different height. The employment of a clevis-formed tug is obviously advantageous by reason of the great strength gained, the bearing being much more evenly distributed over the pin and lugs. The clevis also brings the tug clip or trace attached thereto beyond and so that it will work clear of the collar. The double joint formed by the combination of the plate 1 with the clevis 5, and a separate clip for attaching the trace, renders the trace more flexible and the draft more direct. Cast in one with the plate 1 is a lug, 6, projecting forward and pierced for the breast-ring 7. To the upper rear edge of the hame is attached by screws or otherwise a plate, 8, with curved notches or lugs 9. The notches are preferably made in the represented hook form for the better securing of the loop or yoke 10, through which is passed the hame-strap 11. To the same loop is cast a lug, 12, furnished with an eye for the rein-ring 13. The line-ring is thus adjustable up or down with the loop and hame strap or coupling to suit animals of different sizes. The necessity of using a staple for the line-ring and the consequent weakening of the hame is also thus avoided.

We are aware that it is not novel to provide a hame with means of adjustment of the tug and hame-strap, and such we do not therefore broadly claim. We are not, however, aware that it has been before proposed to cast the two ring-lugs in one with the adjusting plates, or to cast the line-ring retaining-plate in one piece with curved or hooked lugs thereon, the plate itself being thus made removable when worn or for purpose of readjustment, as desired.

Having thus described our invention, what we claim as new, and desire to secure by Letters Patent, is—

1. The combination of plate 1, having lugs 3 and 6, clevis or tug 5, pin 4, and breast-ring 7, as shown and described.

2. In combination with the plate 8, having lugs 9, the loop 10, having lug 12, strap 11, and rein-ring 13, as shown and described.

DANIEL J. DAVIDSON.  
CHARLES H. MICHAEL.

Witnesses:

E. D. JONES,  
S. S. WHITEHEAD.