

(No Model.)

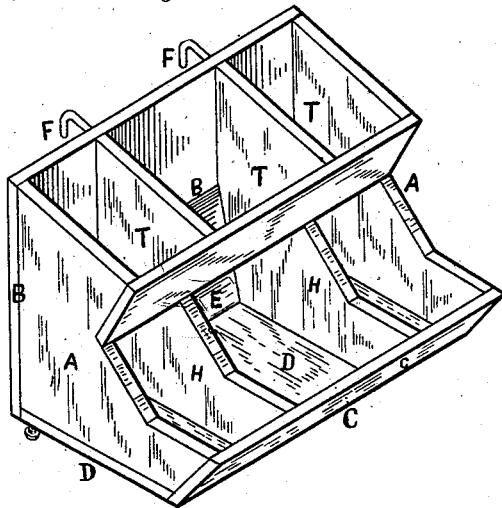
H. MARSHALL & R. E. SPARRELL.

SUPPLEMENTAL LEADER TYPE CASE.

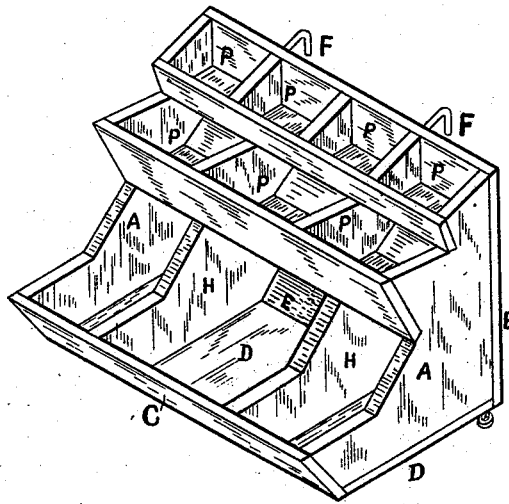
No. 301,909.

Patented July 15, 1884.

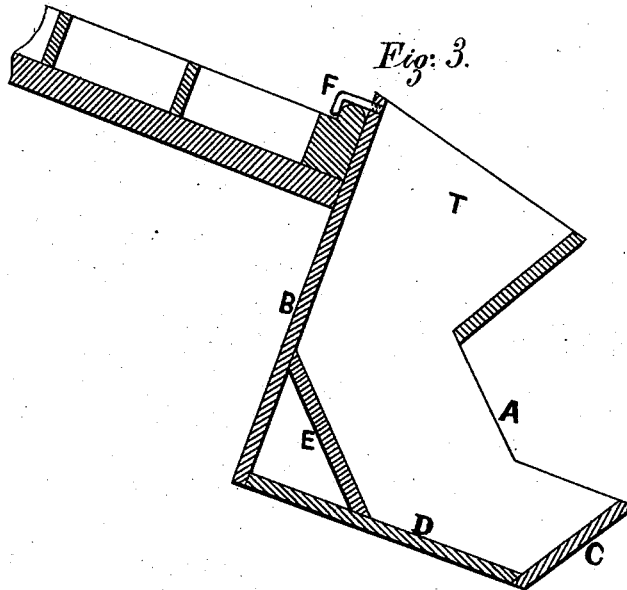
*Fig. 1.*



*Fig. 2.*



*Fig. 3.*



*Inventors:*

Henry Marshall.

R. Edwin Sparrell.

*By*

Dyvenus Walker  
*(Attorney)*

*Witnesses:*

H. G. Manning.

W. R. Marble

# UNITED STATES PATENT OFFICE.

HENRY MARSHALL, OF LYNN, AND R. EDWIN SPARRELL, OF BOSTON, MASS.

## SUPPLEMENTAL LEADER-TYPE CASE.

SPECIFICATION forming part of Letters Patent No. 301,909, dated July 15, 1884.

Application filed February 7, 1883. (No model.)

### *To all whom it may concern:*

Be it known that we, HENRY MARSHALL, of Lynn, in the county of Essex, and R. EDWIN SPARRELL, of Boston, in the county of Suffolk, and State of Massachusetts, have invented certain new and useful Improvements in Supplemental Leader-Type Cases, of which the following is a specification.

The object of our invention is to provide a cheap, simple, and convenient supplemental leader-type case, which may be temporarily connected to or suspended from the front projecting edge of a common printer's type-case by means of hooks or other suitable devices connected thereto, and thus provide several extra compartments, into which may be placed "leaders" or "leader-type," "fancy borders," and such other printing-type or extra printing devices and material not provided for in the regular printer's "case" as now in general use; and it consists in the construction and arrangement of a supplemental small case or box having one or more lateral partitions, forming a series of compartments adapted to hold or retain in a convenient position for easy removal therefrom of such contents, the front of the case and bottom thereof being formed with a view to facilitate the operation, and provided with means for temporarily securing it to or upon such portions of the common case as shall render it the most convenient for use; and it further consists of the combination and arrangement therewith of one or more "hoppers" connecting with the compartments in such manner as to enable the type-matter, when being distributed, to be placed in the hopper, and when being "set up" to be removed from the bottom or lower portion of the case containing the type-matter, so the whole contents may be uniformly used or worn by the operation of printing therewith; and it further consists in details of construction hereinafter more fully described, and set forth in the claims.

Figure 1 represents a perspective view of our invention, showing a hopper connected. Fig. 2 represents a similar view of our invention, the hopper being omitted. Fig. 3 represents a vertical section through the same as suspended upon a type-case when in use with a hopper.

A represents the ends of the case, provided

with a back, B, front C, and bottom D, from which extends rearward and upward the incline-piece E, the back B being provided with hooks F, by which the case may be suspended from the front edge or projecting ledge of a common type-case, as shown in Fig. 3.

The case is provided with one or more partitions, H, so as to form two or more compartments, as shown in Fig. 2; but, if desired, the upper tier or tiers of compartments, P, may be dispensed with and one or more hoppers, T, arranged instead, as shown in Figs. 1 and 3. The leaders, "quads," "borders," or "sorts," when distributed, being placed within the hoppers T, work or slide downward to the bottom of the compartments, from which they are to be taken out when setting up, and thereby insure an equal wear upon the whole contents of the compartment.

It will be understood that the case may be constructed with only the lower compartments, if desired. The upper tiers and hoppers may either one or both be dispensed with, and yet serve the purposes contemplated in our invention.

The case or cases—one or more—may be suspended from the front of a common type-case, as now in general use, by any means desired, and when not wanted for immediate use may be removed therefrom and suspended from the wall or placed upon a shelf until occasion may render their use desirable.

Having thus described our invention, what we claim is—

1. A supplemental type-case having a series of inclined compartments, and provided with hooks adapted to suspend the case upon the front edge of a common type-case, substantially as described, as and for the purposes set forth.

2. A supplemental type-case having a series of inclined compartments extended upward into hoppers, and provided with hooks adapted to suspend the case upon the front edge of a common type-case, substantially as described, and for the purposes set forth.

HENRY MARSHALL.  
R. EDWIN SPARRELL.

Witnesses:

SYLVENUS WALKER,  
W. R. MARBLE.