

(No Model.)

H. WRIGHT.

JUG TOP.

No. 301,946.

Patented July 15, 1884.

Fig. 1.

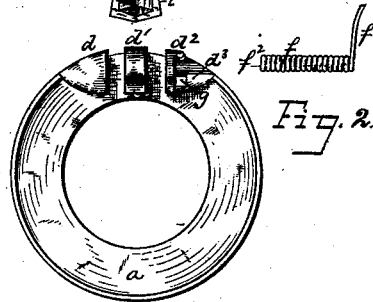
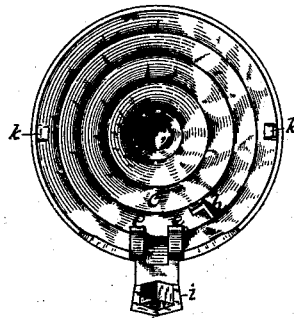


Fig. 2.

Fig. 3.

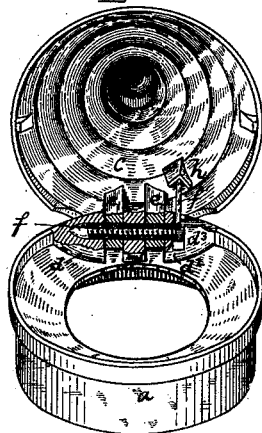


Fig. 5.

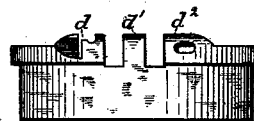
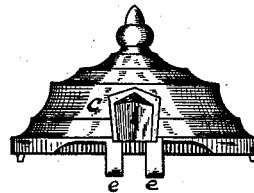
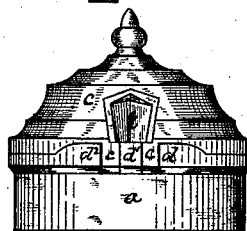


Fig. 4.



Witnesses.

J. A. Burns.
W. B. Corwin

Inventor

Homer Wright
by his Attorneys
Bakerwell & Kern

UNITED STATES PATENT OFFICE.

HOMER WRIGHT, OF PITTSBURG, PENNSYLVANIA.

JUG-TOP.

SPECIFICATION forming part of Letters Patent No. 301,946, dated July 15, 1884.

Application filed June 2, 1884. (No model.)

To all whom it may concern:

Be it known that I, HOMER WRIGHT, of Pittsburg, in the county of Allegheny and State of Pennsylvania, have invented a new and useful Improvement in Jug-Tops; and I do hereby declare the following to be a full, clear, and exact description thereof, reference being had to the accompanying drawings, forming part of this specification, in which—

Figure 1 is a plan view of the upper surface of the lid of my improved jug-top. Fig. 2 is a similar view of the neck or annulus, and of the pintle which connects the lid and neck together. Fig. 3 is a perspective view of the jug-top when opened, the hinge-pieces being shown in section to illustrate the operation and manner of adjusting the pintle therein. Fig. 4 is a rear view of the jug-top when closed. Fig. 5 is a view of Fig. 4 with the parts detached.

Like letters of reference indicate like parts in each.

In the drawings, *a* represents the base or neck of a jug-top, made of the usual annular form, so as to fit neatly upon the rim of the sirup-jug or other vessel to which it may be applied, and having an outwardly-flaring surface.

A suitable cup-shaped lid or cover, *c*, is hinged to the neck *a* of the jug-top in a peculiar manner, which forms the essential part of my invention. I will therefore now proceed to describe it, so that others skilled in the art to which it appertains may manufacture and use the same.

The neck or annulus *a* has on its rear circumference a number of lugs or projections, *d* *d'* *d''*, situate parallel to each other, and with spaces between them, into some or all of which spaces fit correspondingly-placed lugs, *e*, on the circumference of the lid *b*, so as to form the hinge-piece of the jug-top. For this purpose they are all provided with transverse holes, so made that when the lugs are adjusted in position as I have described they may together form a continuous bore for the reception of the pintle *f* of the hinge. The pintle is, as shown in Figs. 2 and 3, made of a spiral spring-wire, preferably closely coiled, and having a free uncoiled portion, *f'* at the end thereof. It is inserted into the bore of the hinge-piece through the opening at the end lug, *d''*, of the

series, and the straight part *f'* of the spiral is turned downward within the annulus of the neck *a*. The extremities of the bore are then soldered or otherwise suitably closed in such manner as to unite the closed end *f''* of the pintle to the lug *d*, within which it rests, and to leave a small space, *g*, in the lug *d''*, within which the straight end *f'* of the pintle may work. This latter object may be attained conveniently by casting a supplemental open lug, *d'''*, adjacent to the lug *d*, so that when the pintle is in position the metal of the lug *d* may be pressed down upon the neck in the line of the bore of the hinge-pieces, so as to confine the spiral and prevent its being displaced while in a state of torsion. When the pintle *f* is in position, its free end may be bent up and secured to a slot, lug, or other suitable device, *h*, on the under side of the lid *c*. By this means the spiral pintle acquires a state of torsion, and acts as a spring to close the lid *c* down upon the annular neck of the jug-top, and to hold it there, and as it is secured at the opposite end from the spring *f* by being soldered to the lug *d*, its spring action will be permanent and efficient, and its use as a pintle unimpaired.

The lid *a* may be provided with a suitable handle or thumb-piece, *i*, by which it is raised when it is desired to pour the contents of the jug.

I prefer to arrange the alternate lugs *d* and *e* in such manner that the entire length of the pintle *f* may be inclosed by the same, so as to protect it from the clogging effect of the sirup in the jug and to afford a more secure and efficient bearing for the pintle; but I do not desire to limit my invention thereto, since there may be any desired number of hinge-pieces, and they may be arranged so as to be in close contact or somewhat separate, as convenient. The under side of the lid *b* is provided with suitable stops or lugs, *k*, which fit within the periphery of the rim *a* when the lid is closed, and prevent such slight lateral displacement thereof as might otherwise occur.

The advantages of my improvement are, that I am enabled thereby to make the pintle of the lid and the spring to close it in one piece, and thus secure cheapness and simplicity of parts in the finished jug. The spiral pintle is somewhat elastic, and will permit a very slight

lateral motion of the lid, sufficient to allow it to accommodate itself easily to the size of the annular jug-rim. If it is desired for any purpose to dispense with the spring action of the lid, this may be easily accomplished by disengaging the end of the spring *f* from the lug *h*. This will in no way impair the efficiency of the spiral *f* as a pintle. If desired, the neck *a* may be cast or made integral with the body of the jug.

I have described the preferable form of the spring-pintle used by me, and have shown it in the drawings; but it is not my wish to limit my claims thereto, since, if desired, a straight uncoiled spring-wire may be substituted for the helix and inserted and given a torsion in the same manner as that above described.

I am aware that jug-tops in which the pintle which connects the lid to the neck or cap piece is surrounded by a separate closing-spring which acts upon the lid to close it are not new, and I do not desire to claim the same; but

What I claim as my invention, and desire to secure by Letters Patent, is—

1. A jug-top having a neck or rim, *a*, and a

lid or cover, *c*, provided with hinge pieces or lugs having a transverse bore, said hinge-pieces being connected by a spring-pintle which passes through said bore and bears upon said neck and lid, so as to act both as a closing-spring and a pintle or hinge-pin, substantially as and for the purposes described.

2. A jug-top having a neck or ring, *a*, and a lid or cover, *c*, provided with hinge pieces or lugs having a transverse bore, said hinge-pieces being connected by a spring-pintle which passes through said bore, and is attached at one end to one of the hinge-pieces of the neck, and is provided at the other end with a free tongue, *f'*, which is capable of attachment to the cover, so that the pintle may act as a closing-spring, substantially as and for the purposes described.

In testimony whereof I have hereunto set my hand this 29th day of May, A. D. 1884.

HOMER WRIGHT.

Witnesses:

EDWIN S. GRAY,
W. B. CORWIN.