

(No Model.)

N. H. LAMDIN.
COMMODE.

No. 302,005.

Patented July 15, 1884.

Fig. 1.

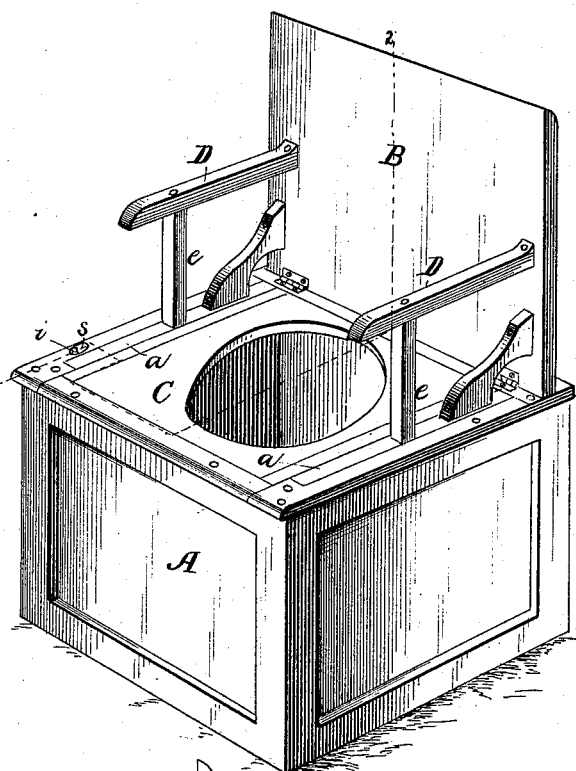


Fig. 2.

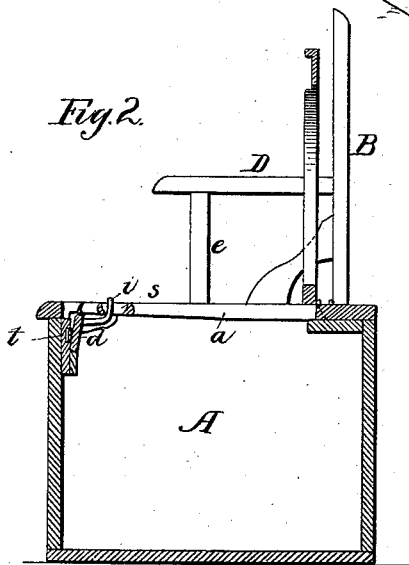
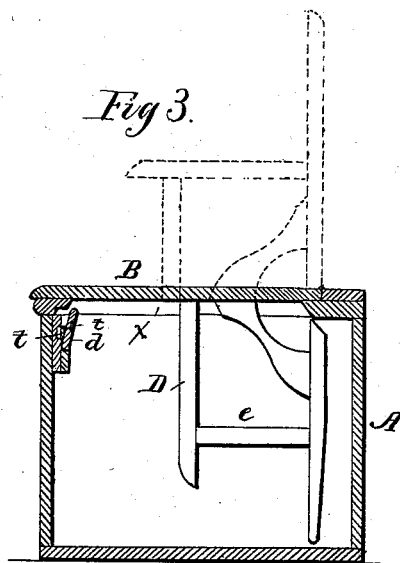


Fig. 3.



Witnesses:
John H. Hinkel
A. E. Hansmann.

Inventor:
N. H. Lamdin,
By *Foster & Freeman*
Attys.

UNITED STATES PATENT OFFICE.

NICHOLAS H. LAMDIN, OF BALTIMORE, MARYLAND.

COMMODE.

SPECIFICATION forming part of Letters Patent No. 302,005, dated July 15, 1884.

Application filed December 4, 1883. (No model.)

To all whom it may concern:

Be it known that I, NICHOLAS H. LAMDIN, a citizen of the United States, and a resident of the city of Baltimore, in the county of Baltimore and State of Maryland, have invented certain new and useful Improvements in Commodes, of which the following is a specification.

My invention is an improvement in that class of commodes in which side arms are provided and arranged to occupy the required position when the lid is raised and are inclosed by the case when the lid is depressed; and my invention consists in means, fully described hereinafter, whereby to simplify and cheapen the construction and completely seal the case when the lid is up.

In the drawings, Figure 1 is a perspective view of my improved commode. Fig. 2 is a sectional elevation on the line 1 2, Fig. 1. Fig. 3 is a similar view showing a different mode of hinging the lid and forming the arms.

The commode is provided with the usual case, A, lid B, and seat C, the lid being hinged at its lower back edge, as in Figs. 1 and 2, or at its upper back edge, as in Fig. 3. The arms D, suitably constructed of wood, metal, or both, are rigidly connected to the lid, and slots or openings *x* are made in or at the sides of the seat, so situated and of such size that the arms D will pass through them as the lid is turned down. To seal these openings to prevent the escape of odors from within the case, I use filling-pieces *a*, exactly fitting the same; and to inclose these openings as the lid is turned down I connect the filling-pieces each with the arm above by means of one or more braces or rigid connecting-pieces, *e*, so that the filling-pieces are carried by and with the arms into the case as the lid descends and into the openings when the lid is thrown back. To limit the backward movement of the lid, the filling-pieces have beveled ends and the openings correspond, so that the pieces cannot rise through the openings; and to prevent the lid from falling and afford a secure support for the arms when the lid is back I use a suitable locking device.

It is desirable to be able to unlock the moving part with one hand while moving the lid with the other, and also to lock both sides, so that pressure on one arm not locked will not strain the connection which is locked. I therefore provide a locking device for each side, and connect the two so as to operate both

by one movement. Thus a strip, *d*, is extended across the case, inside the same, and is hinged at the lower edge, so as to swing slightly forward beyond the ends of the filling-pieces to support them, as shown in Fig. 2. A pin, *i*, extends from the strip through a slot, *s*, at one side of the case, so that the strip can be vibrated by moving the pin, and a spring, *t*, behind the strip serves to throw it forward and automatically lock the parts when the lid is raised.

I do not broadly claim a commode provided with slots in the seat for the passage of side arms as the lid is closed, and hinged filling-pieces adapted to close said slots when the lid is raised, the distinguishing feature of my invention being the rigid connection between the filling-pieces and arms and lid.

I do not limit myself to any special locking device, nor to the construction of arms shown; but

I claim—

1. The combination, in a commode, of a case, seat with a slot between each side of the seat and the side of the case, and hinged lid and arms rigidly secured to and carried by the lid, and filling-pieces adapted to seal said slot, and each rigidly secured to one of the arms and wholly supported thereby, substantially as described.

2. The combination, in a commode, of the hinged lid, arms, seat with slots at the sides, having beveled ends, filling-pieces with beveled ends, connected rigidly to and carried by the arms, and a locking device, substantially as described.

3. The combination, with the hinged lid and slotted seat of a commode, of arms carried by the lid, and filling-pieces for the slots, wholly supported and carried by and with the arms, and an automatic locking device, substantially as described.

4. The combination, with the slotted seat, lid, and filling-pieces rigidly connected to the lid, of the movable locking-strip *d* and means for adjusting the same from outside the case, substantially as described.

In testimony whereof I have signed my name to this specification in the presence of two subscribing witnesses.

NICHOLAS H. LAMDIN.

Witnesses:

HENRY R. SMITH,
JOHN W. SIMS.