

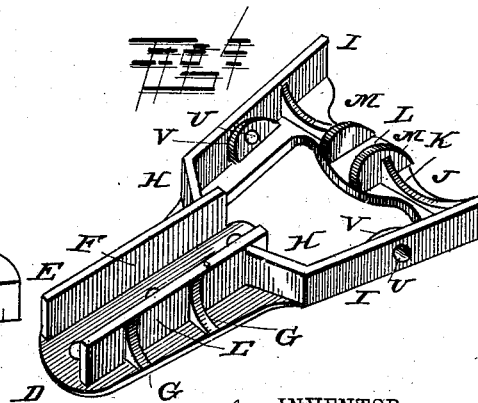
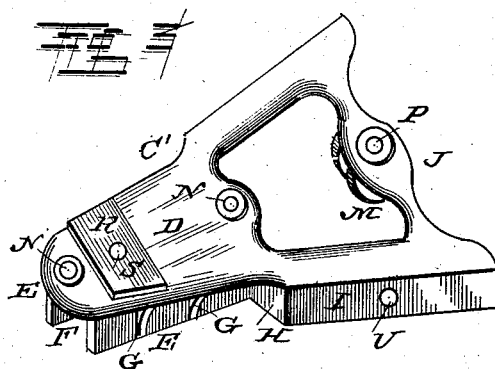
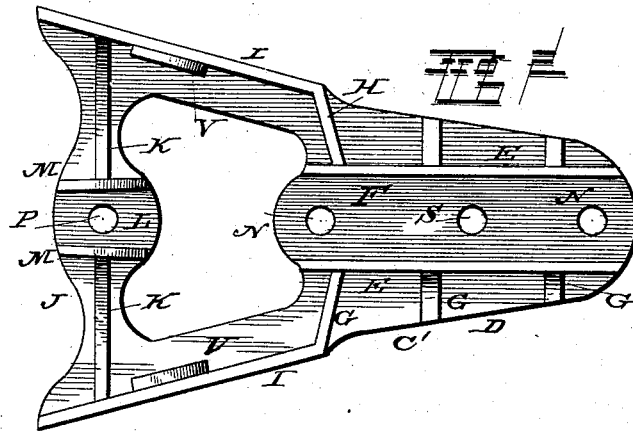
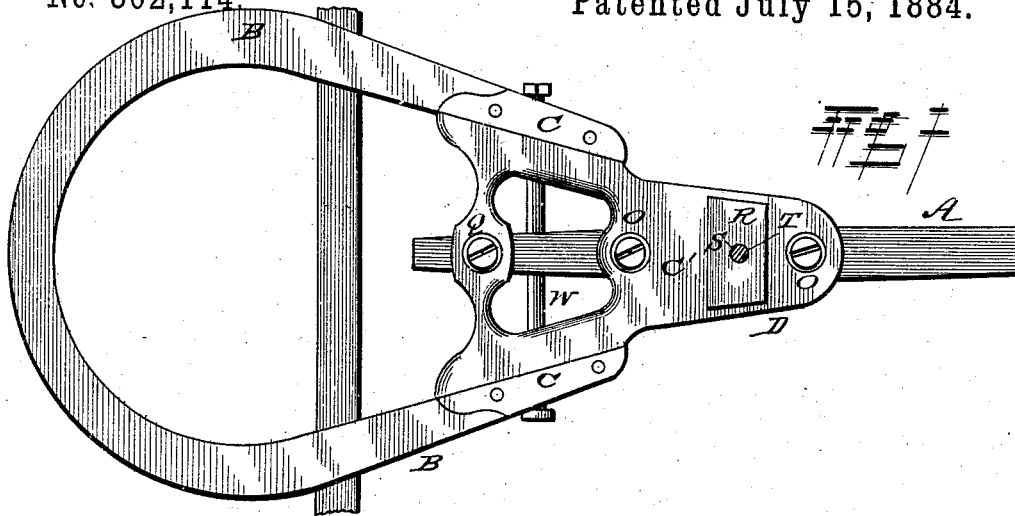
(No Model.)

J. J. DELOTTER & J. H. SNYDER.

VEHICLE RUNNING GEAR.

No. 302,114.

Patented July 15, 1884.



WITNESSES:

Wm. S. Dieterich
Witness

Louis Ragner
By

INVENTOR,

John J. Delotter
John H. Snyder
ATTORNEYS.

UNITED STATES PATENT OFFICE.

JOHN J. DELOTTER AND JOHN H. SNYDER, OF GOSHEN, INDIANA.

VEHICLE RUNNING-GEAR.

SPECIFICATION forming part of Letters Patent No. 302,114, dated July 15, 1884.

Application filed April 8, 1884. (No model.)

To all whom it may concern:

Be it known that we, JOHN J. DELOTTER and J. H. SNYDER, citizens of the United States, of Goshen, in the county of Elkhart and State of Indiana, have invented certain new and useful Improvements in Running-Gear for Vehicles; and we do hereby declare that the following is a full, clear, and exact description of the invention, which will enable others skilled in the art to which it appertains to make and use the same, reference being had to the accompanying drawings, which form a part of this specification, and in which—

Figure 1 is a top-view of a wagon-tongue provided with our improved attachment for securing the hounds to the tongue. Fig. 2 is a bottom view of the same, and Figs. 3 and 4 are perspective views of the attachment, seen from its upper and lower side.

Similar letters of reference indicate corresponding parts in all the figures.

Our invention has relation to attachments for wagon-tongues for securing the hounds to the tongue; and it consists in the improved construction and combination of parts of a metallic casting, which forms sockets or grooves for the insertion of the inner end of the tongue and diverging arms, which are hinged or pivoted between the forwardly-projecting ends of the hounds, as hereinafter more fully described and claimed.

In the accompanying drawings, the letter A indicates the tongue, which is a plain straight pole, preferably squared at its rear end; and B B indicate the forwardly-projecting ends of the hounds, which are preferably provided with metallic caps C, having their inner sides flat.

C' indicates the casting, the forward reduced end, D, of which forms upon its under side a flanged groove, F, in which the tongue fits, and the flanges E, which form the groove, are braced by means of laterally-projecting webs G.

From the rear ends of the flanges project two rearwardly and outwardly projecting flanges or webs, H, which re-enforce the under side of two corresponding arms, I, projecting from the rear end of the forward portion of the casting, the rear portion of the casting forming an open frame, and the obliquely-projecting

flanges forming the flat outer sides of the frame. The rear end of the open frame of the casting is closed by a cross-piece, J, having re-enforce webs K, connecting the rear ends of the diverging arms, and forming a socket, L, at its middle by means of two longitudinal downwardly-projecting lips, M, between which the inner end of the tongue fits. The forward reduced end of the casting has two vertical perforations, N N, which extend through the tongue, and nutted bolts O pass through these perforations, securing the casting upon the tongue, and the socket or box upon the rear cross-piece of the casting has a similar perforation, P, through which passes a nutted bolt, Q, which secures the rear end of the tongue to the box. The upper side of the reduced forward portion of the casting has a transverse flat web, R, which has a vertical perforation, S, which extends through the tongue, and in which perforation the bolt T, upon which the double-tree is pivoted, fits, the double-tree resting upon the transverse web. The flanges of the divergent arms and the inner portion of the tongue have transverse registering-perforations U, which are re-enforced by enlarged webs V upon the inner sides of the flanges of the arms, and the rod W, upon which the tongue is hinged between the ends of the hounds, passes through these perforations, the flat sides of the divergent flanges of the arms sliding against the flat inner sides of the hounds. It will be seen that where this casting is used the tongue may be replaced by a simple pole, fence-rail, or similar rail, if it should be broken, the only tools necessary for fitting the pole being a hatchet or ax and an auger, and that the casting will strengthen the tongue, preventing it from breaking, and by being cast with the re-enforcing webs and flanges the greatest amount of strength will be attained with the smallest possible weight of metal.

We are aware that castings have been made formed with parallel flanges upon their under sides, forming grooves for the reception of the tongue and hounds of a vehicle; and we do not wish to claim such construction, broadly; but we are not aware that such castings have been made with transverse strengthening or wearing webs for the double-tree to rest and rock

upon, nor with the strengthening braces or flanges, nor with the oblique or diverging side flanges, and we therefore claim—

1. The casting consisting of the forward
5 reduced portion, having the transverse web upon its upper side, having perforations through it for the securing-bolts, and having the downwardly-projecting flanges braced by the laterally-projecting webs upon its under
10 side, forming a longitudinal groove, the rearwardly-projecting diverging arms having the flanges forming the flat sides of the arms, the said flanges projecting from the rear ends of the flanges of the groove, and forming re-
15 enforced perforations at the sides, and the cross-piece having the downwardly-projecting web, and forming the longitudinal socket or box by the downwardly-projecting lips, as and for the purpose shown and set forth.
- 20 2. The combination of the hounds of a wagon, having the inner sides of their for-

wardly-projecting ends flat, a casting forming a reduced forward portion having a transverse web upon its upper side, and a longitudinal
25 flanged groove at its under side, forming rearwardly-projecting diverging arms having reinforcing flanges and flat outer sides, and forming a rear cross-piece having a longitudinal box at the middle of its under side, the groove and the box having perforations for fastening-
30 bolts, and the tongue fitting with its rear end in the groove and box of the casting, as and for the purpose shown and set forth.

In testimony that we claim the foregoing as our own we have hereunto affixed our signa-
35 tures in presence of two witnesses.

JOHN J. DELOTTER.
JOHN H. SNYDER.

Witnesses:

E. L. BILLINGS,
T. A. GILMORE.