

(No Model.)

2 Sheets—Sheet 1.

J. HELBLING.

APPARATUS FOR COOLING LIQUIDS.

No. 302,131.

Patented July 15, 1884.

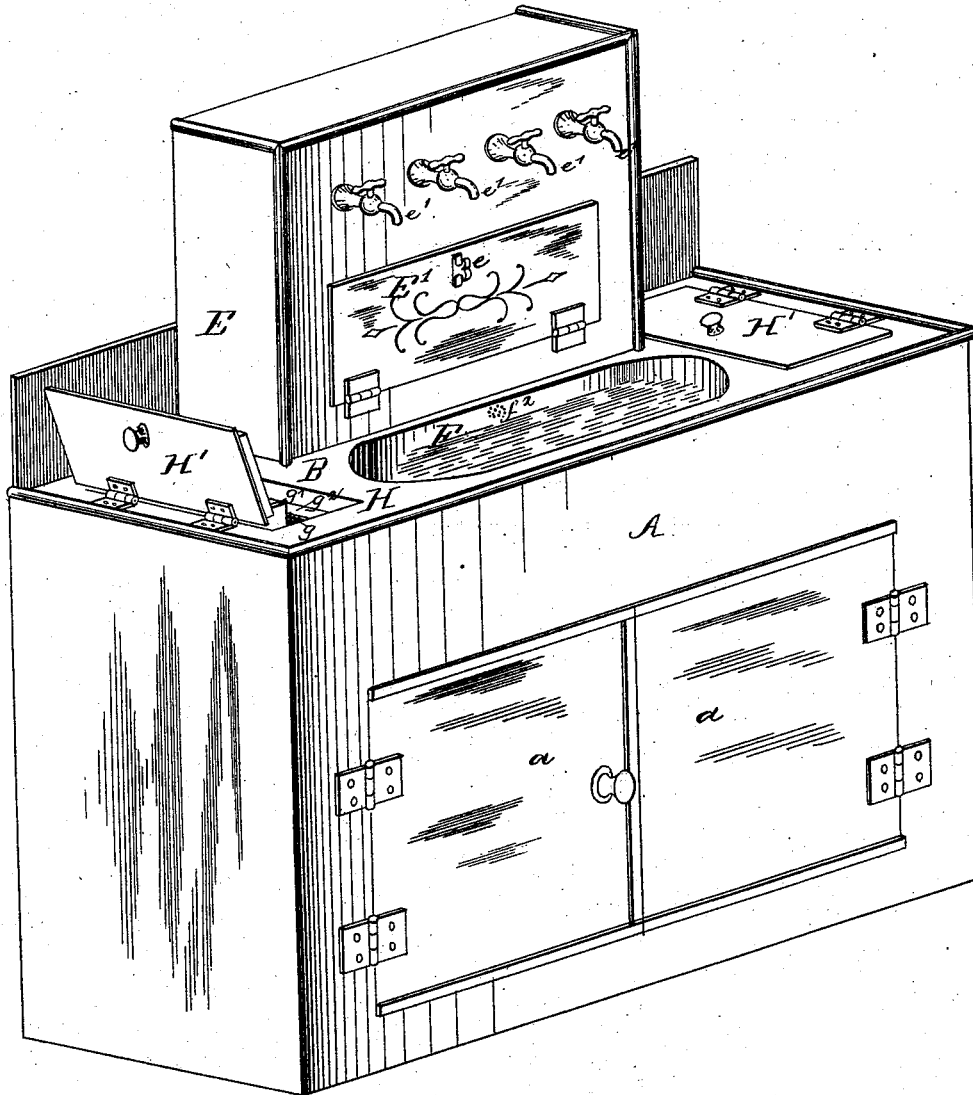


Fig. 1

Witnesses
A. A. Connolly
Wm. Musser.

Inventor
John Helbling
by Connolly Bros. & Righe
Attorneys

No Model.

2 Sheets—Sheet 2.

J. HELBLING.

APPARATUS FOR COOLING LIQUIDS.

No. 302,131.

Patented July 15, 1884.

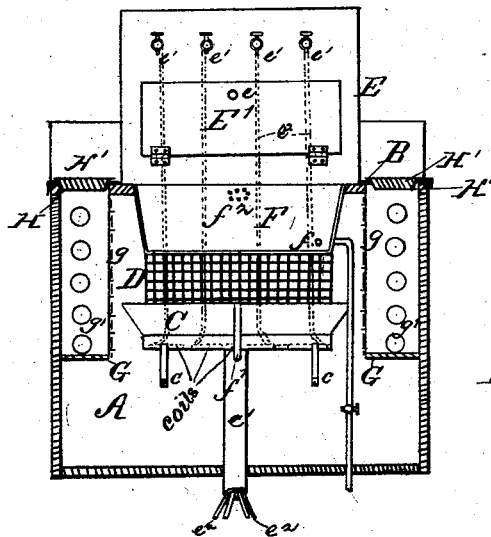


Fig. 2

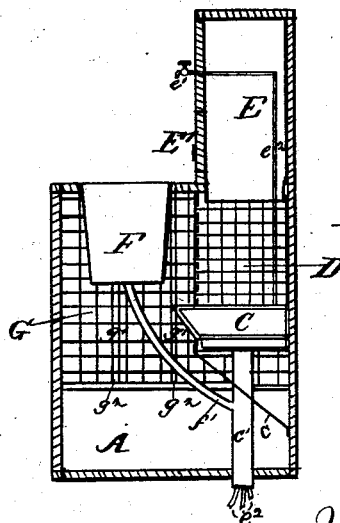


Fig. 3

Witnesses
A. A. Connolly
J. J. Whissler.

Inventor
John Helbling
by Connolly Bros. & McHugh
Attorneys.

UNITED STATES PATENT OFFICE.

JOHN HELBLING, OF PITTSBURG, PENNSYLVANIA.

APPARATUS FOR COOLING LIQUIDS.

SPECIFICATION forming part of Letters Patent No. 302,131, dated July 15, 1884.

Application filed May 5, 1884. (No model.)

To all whom it may concern:

Be it known that I, JOHN HELBLING, of Pittsburg, in the county of Allegheny and State of Pennsylvania, have invented certain
5 new and useful Improvements in Apparatus for Cooling Liquids; and I do hereby declare that the following is a full, clear, and exact description of the invention, which will enable
10 others skilled in the art to which it appertains to make and use the same, reference being had to the accompanying drawings, which form a part of this specification.

My invention has relation to apparatus for cooling liquids kept on tap and in bottles or
15 other receptacles, and has for its object the provision of means whereby the several separate cooling devices heretofore found necessary by the dispensers of beverages may be combined in a single apparatus of neat and
20 convenient form, and which, while allowing of ready access to the several vessels which it is designed to keep cool, will effect a considerable saving of ice.

Heretofore, where liquids have been kept in
25 barrels or kegs in the cellar and brought to the bar or counter in pipes, it has been customary to provide such pipes with coils fitted into a box and surrounded with broken ice. In addition to this apparatus it has been cus-
30 tomary to provide a separate ice-box for the reception of bottles containing liquids—such as whisky, wine, &c.—and a third for the reception of mineral waters, bottled ale, &c. In addition to these it has been customary to
35 keep a fourth receptacle for the crushed ice commonly served with the liquid refreshments mentioned. As each of these receptacles required separate charges of ice, a large loss of that expensive substance has ensued and a
40 considerable amount of space occupied by the various ice-boxes before mentioned.

My invention consists in the provision of a refrigerator of novel form, construction, and arrangement, combining the coils from the
45 liquid on tap, their several faucets and appropriate chambers for the reception of bottles and decanters arranged so as to be easy of access, a chamber for the reception of bottled goods, and a sink for washing and cooling
50 glasses, the whole being kept cool by the ice surrounding the coils of pipe before mentioned.

My invention farther consists in the novel construction and combination of parts hereinafter described and claimed.

Referring to the accompanying drawings, 55
Figure 1 is a perspective view; Fig. 2, a vertical longitudinal section, and Fig. 3 a vertical transverse section.

A designates the main chamber of the cooling apparatus provided with the doors *a a*. 60

B designates the top of the cooling apparatus, made preferably of wood, lined and covered with metal, and fitted upon the chamber A so as to be removable when it is desired to clean the latter. Within the chamber A and
65 at the back thereof is placed a tray, C, resting upon brackets *c c*, and having a central drain-pipe, *c'*, of large diameter, and upon tray C rests a cage or crate, D, whose top projects into an opening in top B. 70

E designates a case or box of wood covered and lined with metal, and placed upon the top B over the crate D, its metal lining being slightly prolonged so as to fit within the top of the crate. The box E is provided with a
75 hinged door, *E'*, having a catch, *e*, and is provided at its front with openings for the passage of the several faucets *e' e' e' e'* through which the liquids on tap are to be drawn. Pipes *e² e² e² e²* lead from the faucets *e'* down
80 into the crate D, where they are coiled, as shown, and from thence lead to the drain-pipe *c'*, and from there to their several kegs or vessels. The box E and crate D form the receptacle for the ice, which is introduced
85 through the door *E'* and packed around the coil, the drip therefrom passing into the tray C, and thence off through the waste-pipe *c'*.

F designates the sink, which is in front of box E and projects down into the chamber A
90 in front of crate D. Said sink is provided with water-inlet *f* at one end and a central outlet, *f'*, and an overflow, *f²*, and by reason of the proximity of said sink to the cage D when water is allowed to stand in it the same
95 will be cooled to a considerable degree, and will provide a convenient means of washing and cooling glasses. The sink being beneath the faucets *e' e'*, any waste or overflow from the same will be received by said sink and
100 will be carried off through the drain-pipe.

Upon each side of the chamber A are ar-

ranged compartments G, having grated fronts *g*, and perforated lateral partitions *g'*, forming nests *g'' g''*, which serve for the reception of bottles and decanters. The bottoms of compartments G are perforated and somewhat lower than the bottom of crate D, so as to insure a circulation of cold air therein. Openings H, having doors or lids H', are placed on the top B so as to permit of the ready access to compartments G G.

Crushed ice may be obtained when desired from box E, or may be kept in one of the compartments G, and to one of the faucets *e'* a water-pipe may be led, if desired.

The unoccupied space of chamber A may be utilized as a receptacle for mineral waters or any other article which it may be desired to keep cool.

When it is desired to clean the ice-crate D, the faucets *e' e'* are unscrewed and the box E lifted off. The coils are then taken out and the crate and tray C may be entirely removed from the chamber A. This arrangement is of great advantage, as sawdust, dirt, &c., are liable to be left in the crate by the melting of the ice.

It will be observed that the entire apparatus is effectually cooled by a single charge of ice, and that the various articles are more readily accessible than if they were in separate refrigerators.

While I have shown a sink of considerable depth in front of the ice-box E, such sink may be dispensed with if it is desired to wash the glasses elsewhere, and a shallow trough with a suitable drain-pipe leading to the main drain-pipe *e'* substituted therefor.

Having fully described my invention, I claim—

1. The combination, with the chamber A, of the tray C and the ice-cage D, supported upon said tray and projecting into and opening in the top B of said chamber, and containing coils of pipe whose terminals pass through a central opening in the tray, substantially as described.

2. The combination of chamber A and its top B with the removable box E, having a

door, E', and the ice-crate D, set beneath said box and projecting down into said chamber through an opening beneath said box, whereby the box and tray may be removed at pleasure, substantially as described.

3. The combination, in a refrigerator, of a chamber containing a crate for the reception of ice opening out through the top of said chamber, and containing coils of pipe, with perforated lateral compartments for the reception of bottles, said compartments also opening through the top of said chamber, and provided with doors or covers, substantially as described.

4. The combination of a chamber containing a crate for the reception of ice, within which are arranged coils of pipe, with a box placed upon the top of said chamber and provided with faucets, with which said pipes are connected, and an opening for the introduction of ice to the crate, substantially as described.

5. The combination, with chamber A and crate D, opening through the top of said chamber, of sink F, attached to the said top and projecting into said chamber adjacent to said crate so as to be kept cool by the ice therein, substantially as described.

6. In a liquid-cooling apparatus, the combination of a chamber, a crate supported upon a tray at the back of said chamber, and containing coils of pipe, a removable box placed upon the top of said chamber over the said crate, and provided with faucets connected with the coils in the crate, lateral compartments opening out through the top of said chamber and provided with doors or covers, and a sink arranged in front of the said crate, all constructed and arranged substantially as described.

In testimony that I claim the foregoing as my own I have hereunto affixed my signature in the presence of two witnesses:

JOHN HELBLING.

Witnesses:

JOS. B. CONNOLLY,
ALVA A. MOORE.