

(No Model.)

W. R. COLE.

COMBINED HAT AND COAT HANGER.

No. 302,323.

Patented July 22, 1884.

Fig. 1

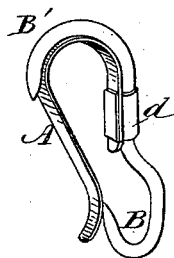


Fig. 2

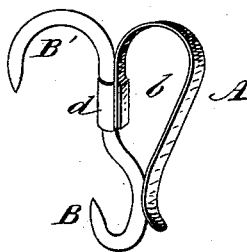
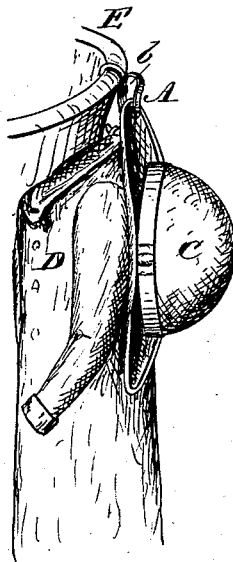


Fig. 3



WITNESSES:

C. Neveu
L. Sedgwick

INVENTOR:

W. R. Cole
BY *Munn & Co.*
ATTORNEYS.

UNITED STATES PATENT OFFICE.

WILLIAM R. COLE, OF POTTSVILLE, PENNSYLVANIA.

COMBINED HAT AND COAT HANGER.

SPECIFICATION forming part of Letters Patent No. 302,323, dated July 22, 1884.

Application filed August 27, 1883. (No model.)

To all whom it may concern:

Be it known that I, WILLIAM R. COLE, of Pottsville, in the county of Schuylkill and State of Pennsylvania, have invented certain new and useful Improvements in Combined Hat and Coat Hangers, of which the following is a full, clear, and exact description.

This invention relates to portable combined hat and coat hangers, mainly designed for use in traveling and at theaters and other public places, similar in some respects to the combined hat and coat hanger and button-hook for which Letters Patent No. 270,889 were granted me January 23, 1883. It differs, however, therefrom in not being constructed to form a long and separately-pivoted pendent button-hook attachment or coat-hanging hook, and in the general arrangement and construction of its parts, whereby the device is rendered more compact, fewer parts serve to form both the coat-hanging hook, the hook by which the device is suspended, and the spring hat-holding hook or clamp. The coat is restrained from slipping off its hook, and an enlarged pocket or space for reception of the brim of the hat is secured; also, whereby a single motion serves to either open or close the device, substantially as hereinafter described.

Reference is to be had to the accompanying drawings, forming a part of this specification, in which similar letters of reference indicate corresponding parts in all the figures.

Figures 1 and 2 represent side views, full size, or thereabout, of my improved hat and coat hanger as closed for putting away in the pocket or elsewhere, and as open ready for use. Fig. 3 is a view in perspective of the device applied to the back of a seat and as used in holding a hat and coat.

A indicates the spring hook or clamp in conjunction with the back of the coat-hanging hook B when the device is open for use, holding the hat by the insertion of the brim between said parts and within the pocket or space *b* formed by the same. This arrangement of the coat-hanging hook B relatively to the spring-clamp A secures an enlargement of the space *b* for reception of the brim of the hat by constructing said hook with a suitable

bend, so that its back protrudes toward the free end of the spring-clamp beyond the shank of said clamp. The free end of the spring-clamp, too, supports the hook B at its back.

The coat-hanging hook B and the hook B', by which the device, when open and in use for holding a hat, C, and coat D, is suspended—for instance, over the back E of a seat—are both made in one piece, and are fitted to swivel laterally, as at *d*, on the shank of the spring hook or clamp A, so that both hooks B B' are simultaneously adjusted either into the closed position of the device shown in Fig. 1, for the convenience of carrying in the pocket, or into the open position of the device shown in Fig. 2, a single lateral or swiveling movement in one direction of the combined hooks B B' serving to open the device, and a like single movement in the reverse direction to fold or close it. One joint or swiveling attachment, too, serves for both hooks. Furthermore, the two hooks or hooked portions B B' of the double hook are so arranged that they face in the same direction, so that not only when the device is closed will the hook B' be caused to fit snugly over the spring-clamp A and the hook B be closed at its front by said clamp, but when the device is opened and suspended for use, as described, the hook or hooked portion B will have its point toward or close up to the seat or object the device is supported on, whereby the coat is restrained from slipping off the hook.

Having thus fully described my invention, I claim as new and desire to secure by Letters Patent—

In a combined hat and coat-hanger, the opposite end hooks, B B', made in one piece and facing in like directions, in combination with the spring hook or clamp A, the shank of said hook B B' being journaled to the clamp A, as described, whereby the hooks B B' may be caused by a single movement to assume an open or closed and folded position, substantially as described.

WILLIAM R. COLE.

Witnesses:

C. LITTLE,
FRANK LITTLE.