

(No Model.)

J. J. ADGATE.

DEVICE FOR PROTECTING AND ELEVATING THE LEGS OF PANTALOONS.

No. 302,643.

Patented July 29, 1884.

Fig. 1.

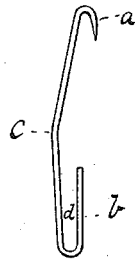


Fig. 2.

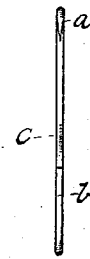


Fig. 4.

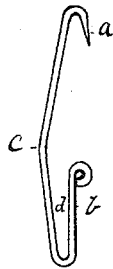
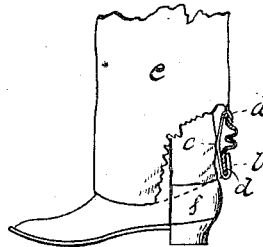


Fig. 5.



Fig. 3.



WITNESSES:

William D. Kelley
J. J. Adgate

INVENTOR

Joseph J. Adgate

UNITED STATES PATENT OFFICE.

JOSEPH J. ADGATE, OF NEW YORK, N. Y.

DEVICE FOR PROTECTING AND ELEVATING THE LEGS OF PANTALOONS.

SPECIFICATION forming part of Letters Patent No. 302,643, dated July 29, 1884.

Application filed November 20, 1883. (No model.)

To all whom it may concern:

Be it known that I, JOSEPH J. ADGATE, of the city, county, and State of New York, have invented certain new and useful Improvements
5 in Pantaloons Elevators and Protectors, of which the following is a specification.

My invention relates to a pantaloons elevator and protector which is used to raise the bottom of the pantaloons-leg and keep it in an elevated
10 position, and protect it from being soiled by mud, dust, &c., being spattered against it when the wearer is walking, and from rubbing or chafing against the heel of the wearer's boot or shoe when the heel is soiled with mud or dust; and
15 my invention consists in making a pantaloons elevator and protector which can be easily and quickly applied or removed, which is compact and can be conveniently carried in a pocket-book or wallet, is easily manufactured, cheap,
20 and effective, and acts by being applied to the lower end only of the pantaloons-leg, without being connected with the boot or shoe of the wearer or the waistband or upper portion of the pantaloons.

Pantaloons elevators and protectors as heretofore made have consisted either of a string or similar arrangement attached to the lower end of the pantaloons-leg and carried up to the waistband of the pantaloons, or of a spur-projection
30 attached to the heel of the wearer's boot or shoe, and adapted to keep the bottom of the pantaloons-leg raised. Both of these styles of supporters and protectors are objectionable, in that they require the co-operation of the boot
35 or shoe or the upper parts of the pantaloons to effect the elevating of the bottom of the pantaloons-leg, and are, besides, so firmly attached to the article of apparel that they cannot readily be removed when not required for actual use
40 or for application to other similar pieces of apparel. They are also more expensive and difficult of application than my invention, which I will now more fully describe.

In the drawings, Figure 1 is a side view of my improved pantaloons elevator and protector.
45 Fig. 2 is a front view of the same, and Fig. 3 shows the manner of application of my invention. Figs. 4 and 5 are modifications of my invention.

50 I make my improved elevator and protector of a single piece of wire or similar material. The

upper end, *a*, is bent over and pointed, so that it can easily penetrate the material of the pantaloons-leg, and the lower end, *b*, is turned up so as to be adapted to embrace and sustain the
55 lower edge of the pantaloons-leg in the space *d* between the end *b* and the back of the supporter. The bend or crook *c* serves two purposes. The elevator and protector, when applied, hangs by the hook *a* in the material of
60 the pantaloons-leg. The weight of the portion of the pantaloons-leg below the point where the hook is inserted is carried by the lower hook, *b*, and this weight has a tendency to swing the hook *b* inward toward the heel of the wearer
65 and into a vertical line with the upper hook, *a*, and to give the point of the hook *a* a downward and inward tendency, so that it will remain securely in the material of the pantaloons-leg. This bend *c* will also strike against the
70 back or heel of the wearer's boot or shoe, Fig. 3, and thus serve to fend the bottom of the pantaloons-leg off from coming in contact therewith. My invention might be constructed without this bend or crook *c*; but it would not operate so successfully or satisfactorily.

The point of the hook *b* may be turned over, so as to prevent its entering or chafing the material of the pantaloons-leg, (see Fig. 4,) and the hook *b* may be bent so as to give the elevator
80 and protector lateral support, to increase the efficiency of the bend *c* as a protector by preventing its inclining to either side. (See Fig. 5.)

I do not confine myself to the exact form shown for the parts *a b c*, for their forms and
85 relative positions might be altered somewhat without changing their objects or results. Nor do I limit myself to forming my elevator and protector of round wire, for a piece of flat or sheet metal might be used if the upper hook is
90 made sufficiently small not to injure the material of the garment when passed through it; or the end *b* might be left longer than shown and again bent downward, inward, and upward parallel with itself and the lower portions of the
95 elevator and protector, so as to give two thicknesses of the wire for the edge of the pantaloons-leg to rest on; but these would be simply modifications of my invention.

The application of my invention is as follows: 100 The elevator and protector is passed upward inside of the pantaloons-leg, with its hooks pro-

jecting backward, so that the lower edge of the
pantaloons-leg shall pass into the hook *b*. It
is then raised, carrying with it the lower end
of the pantaloons-leg, until the desired height
is reached, when the hook *a* is pressed through
5 the material of the pantaloons-leg, and the ele-
vator and protector is securely applied. When
the wearer desires to remove it, all that is nec-
essary is to unhook the hook *a* and draw it
10 out from within the pantaloons-leg. There is
no objection to having this hook *a* project
backward, as shown in Fig. 3, in ordinary wear;
but, if desired, it can be bent in more closely
to the back of the elevator and protector.
15 My invention might also be applied to an-
other portion of the pantaloons-leg or another
garment by first slipping the hook *a* through

the material and pushing the back of the ele-
vator through also, raising the hook *a* to the
desired point and hooking it as before; but it 20
would act only as an elevator in that case, and
it might be made pointed at each end, if desired.

I claim as new—

A pantaloons elevator and protector consist-
ing of wire or other suitable material, formed 25
with a pointed hook at one end, a loop or hook
at the opposite end, with an intermediate bend
or crook or their equivalents, all substantially
as shown and described.

JOSEPH J. ADGATE.

Witnesses:

S. P. BOOTH,
WILLIAM D. NEILLEY.