

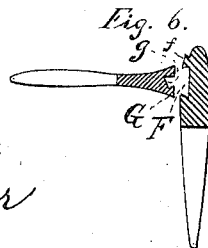
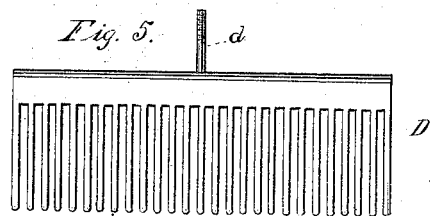
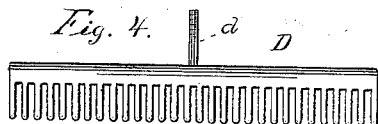
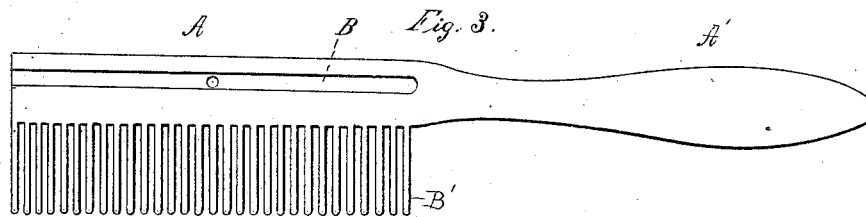
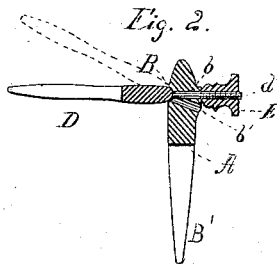
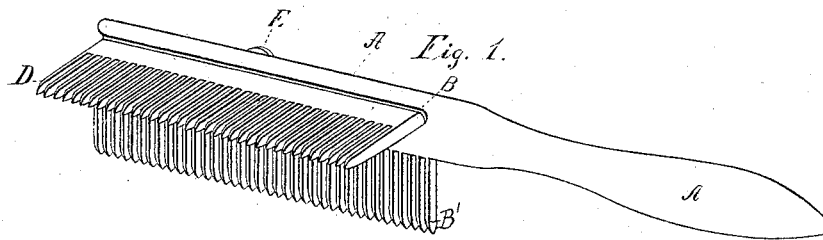
(No Model.)

F. M. JOBSON.

COMB.

No. 302,734.

Patented July 29, 1884.



Witnesses.
R. B. Turpin
O. M. Kramer

Inventor.
Francis M. Jobson
By R. B. & A. T. Lacey
Attys.

UNITED STATES PATENT OFFICE.

FRANCIS MARION JOBSON, OF THOMASVILLE, GEORGIA.

COMB.

SPECIFICATION forming part of Letters Patent No. 302,734, dated July 29, 1884.

Application filed April 14, 1884. (No model.)

To all whom it may concern:

Be it known that I, FRANCIS M. JOBSON, a citizen of the United States, residing at Thomasville, in the county of Thomas and State of Georgia, have invented certain new and useful Improvements in Combs; and I do declare the following to be a full, clear, and exact description of the invention, such as will enable others skilled in the art to which it appertains to make and use the same, reference being had to the accompanying drawings, and to the letters and figures of reference marked thereon, which form a part of this specification.

This invention relates to hair-cutters' implements; and it consists in two combs constructed, arranged, and adapted for use substantially as hereinafter described, and specified in the claims.

In the drawings, Figure 1 is a perspective view. Fig. 2 is a transverse section of my device. Fig. 3 is a detail view of the main comb; Figs. 4 and 5, of the supplemental combs. Fig. 6 shows a modification, all of which will be described.

The main comb A, is preferably provided with a handle, A', and is provided with a groove, B, formed in one side of the comb above the teeth B', as shown. Openings *b b'* are formed through the comb, one, *b*, being formed at a right angle to the plane of the comb, and the other, *b'*, at an angle downward, as most clearly shown in Fig. 2. These openings merge into the groove B. The supplemental comb D has its back fitted to rest in groove B, and is provided with a stem, *d*, threaded on its outer end, and adapted to be inserted through one of openings *b b'* and receive the retaining-nut E. In practice I prefer to use combs of various widths, as shown in Figs. 4 and 5. For convenience of reference I will refer to *b* as the "straight" and *b'* as the "inclined" opening.

My device is intended for shingling hair, hanging same in the prevalent style, or for any other case where it is desired to cut hair an even length.

In operation the device is applied to the hair with both combs resting firmly on the scalp. The implement is then moved over the head, supplemental comb in front, and the hair

is all thrown upon evenly. The scissors are applied under the top of the main comb, and, resting on the supplemental one, cut the hair an even length throughout, as will be understood. If it is desired to cut the hair very short, I use the smaller supplemental comb (shown in Fig. 4) and insert its stem through the inclined opening in the main comb. To cut medium length, the same comb is used; but the stem is put through the straight hole. To cut the hair longer, the wider comb (shown in Fig. 5) will be used and adjusted as will be evident from the foregoing description. Where so desired, the supplemental combs may be supplied in numbers of various widths, so that the hair can be accurately cut any desired length.

While I prefer to make the implement of detachable combs, it is manifest it might be made in a single piece with main and supplemental combs integral. This would give good results in the cutting of hair a single length. I however prefer to make the combs detachable. I also prefer to connect them in the manner described. They may obviously be connected in various ways to secure their detachment as well as their adjustment to different angles. I have shown in Fig. 6 a modified means for securing these ends, consisting in forming the main comb with a dovetail groove, F, and a dovetail tenon, *f*, and the back of the supplemental comb with a dovetail tenon, G, and a groove, *g*, in the head of same. It will be seen the tenon G may be slipped in groove F, or groove *g* on tenon *f*, so as to secure the combs at one or the other angle, as described. This, it will be appreciated, would involve no departure from the broad principles of my invention.

Having described my invention, what I claim, and desire to secure by Letters Patent, is—

1. A hair-cutter's implement having two combs arranged at an angle to each other, and having their backs joined, substantially as set forth.

2. A hair-cutter's implement having two combs arranged at an angle to each other, and having their backs detachably joined, substantially as set forth.

3. A hair-cutter's implement having two combs arranged at angles to each other, the

backs of said combs being provided with means whereby they may be joined together in a plurality of angles, substantially as set forth.

4. The herein-described hair-cutter's implement, consisting of a main comb provided with a groove or seat in one side of its back, and a transverse opening leading from said seat or groove, and the supplemental comb fitted to said seat or groove, and having a threaded stem fitted to be inserted through the transverse opening, and a retaining-nut, substantially as set forth.

5. A hair-cutter's implement consisting of the main comb provided with a handle, and

having a longitudinal groove formed in one side of its back, and a straight and inclined transverse openings merging in said groove, and the supplemental comb having a stem fitted to be inserted through either of said openings and a retaining-nut, substantially as set forth.

In testimony whereof I affix my signature in presence of two witnesses.

FRANCIS MARION JOBSON.

Witnesses:

ARTHUR PATTEN,
J. W. GROOVER.