

(No Model.)

W. T. KING.

EAR GUARD.

No. 302,738.

Patented July 29, 1884.

Fig. 1.

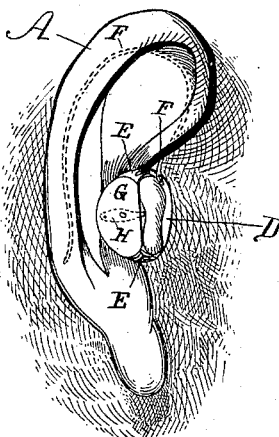
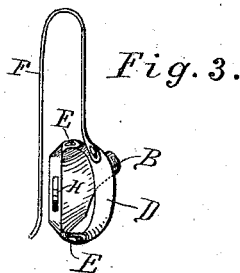
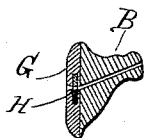


Fig. 2.



WITNESSES:

Thos. Houghton.

W. H. Stevens.

INVENTOR:

William T. King

BY *Munn & Co.*

ATTORNEYS.

UNITED STATES PATENT OFFICE.

WILLIAM T. KING, OF GRAND RAPIDS, WISCONSIN.

EAR-GUARD.

SPECIFICATION forming part of Letters Patent No. 302,738, dated July 29, 1884.

Application filed March 13, 1884. (No model.)

To all whom it may concern:

Be it known that I, WILLIAM T. KING, a citizen of the United States, residing at Grand Rapids, in the county of Wood and State of Wisconsin, have invented certain new and useful Improvements in Ear-Guards, of which the following is a description.

The object of this invention is to protect the human ear from being injured by loud or sudden sounds—such as the firing of artillery and the noise of mills and of railway-cars; to protect them, also, from wind or cold air, from the entrance of insects, &c.

To this end the invention consists in the construction and combination of parts forming the ear-guard hereinafter described and claimed, reference being had to the accompanying drawings, in which—

Figure 1 is a front elevation showing a human ear with my guard attached. Fig. 2 is a section of the guard longitudinal with its barrel. Fig. 3 is an elevation of the guard, pad, and attaching-spring.

A represents a person's ear.

B is a tube, tapered outside to fit like a plug into the ear.

D is a pad fitted to rest upon the person's face, just in front of the ear-hole, to serve as a base, to which the steadying-braces E and the securing-spring-hook F are attached. The braces E are springs secured at their inner ends to the tube B, thereby holding it securely to the pad D with ease to the wearer. The pad is held in place by the spring-hook F, which passes over and nearly around the ear at its juncture with the head. Thus the whole device will be securely yet comfortably retained in position.

G is a cap covering the end of the tube B, but perforated with a hole coinciding with the hole in the tube, to permit sound to enter. This perforation is covered by a valve or gate, H, which is pivoted beneath the cap G, to be swung to and fro by the wearer to cover or uncover the mouth of the tube. By this means the wearer of my ear-guard may at any time cover his ears to prevent the intrusion of cold, wind, insects, or disagreeable sounds; or he may uncover them to restore his hearing without removing the guards.

The pad D and cap G, which are the parts most conspicuous, may be shaped and colored to be concealed; or they may be ornamented in any artistic manner. The tube B fits into the ear below the tragus, and the cap G rests on the outside thereof. The ends of the braces E and the spring F are provided with slots and screws to adjust the device to ears of different proportions.

What I claim as my invention, and desire to secure by Letters Patent, is—

1. The combination, with a plug to fit into the ear, of a pad to rest on the face, braces connecting the said plug and pad, and a spring-hook to pass around the ear, substantially as shown and described.

2. The combination, with the plug B, having a hole through it, the pad D, the braces E, the spring-hook F, and the perforated cap G, of the gate H, substantially as shown and described.

WILLIAM T. KING.

Witnesses:

E. B. FRITZINGER,
F. J. WOOD.