

(No Model.)

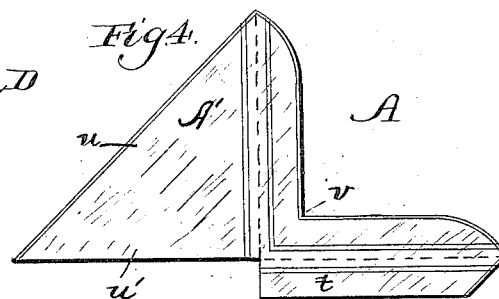
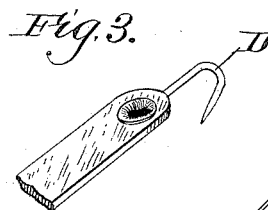
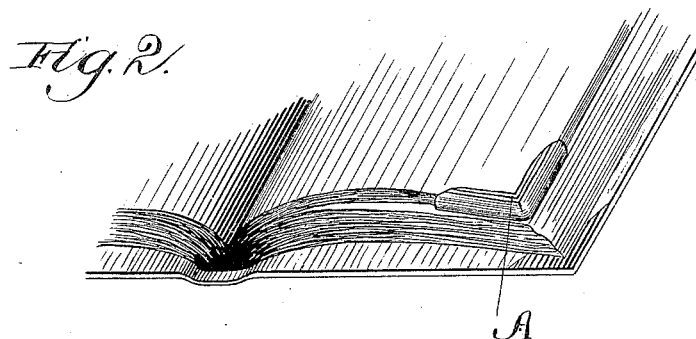
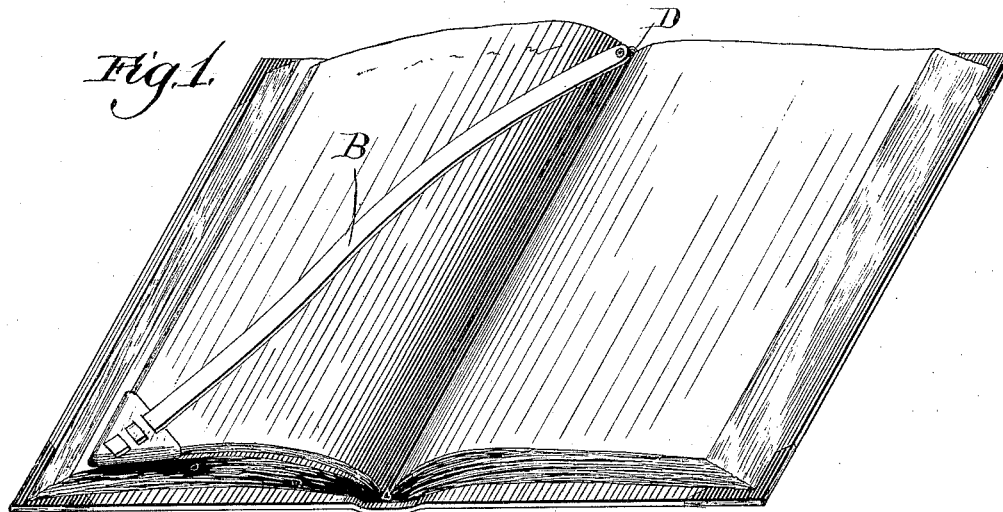
2 Sheets—Sheet 1.

B. F. PAINE.

BOOK MARK.

No. 302,768.

Patented July 29, 1884.



Witnesses.
Chas. C. Gaylord.
Douglas Dyrenforth

Inventor:
Benjamin F. Paine
by Dyrenforth & Dyrenforth
his Attorneys.

(No Model.)

2 Sheets—Sheet 2.

B. F. PAINE.

BOOK MARK.

No. 302,768.

Patented July 29, 1884.

Fig. 5.

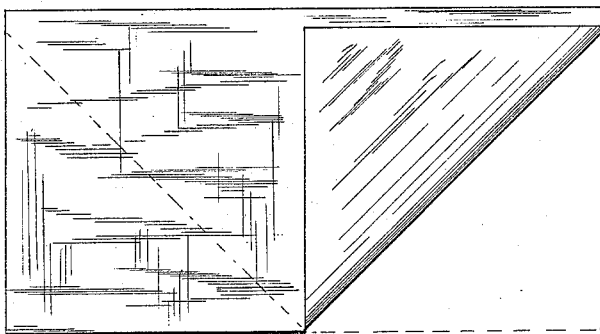
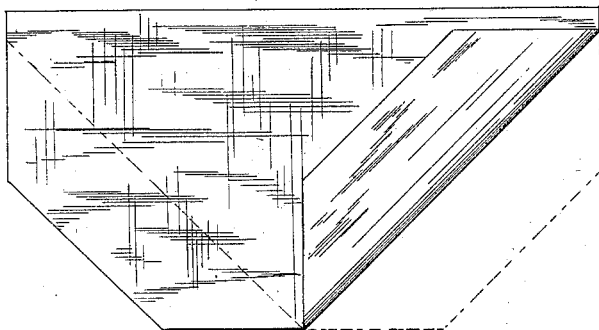


Fig. 6.



Witnesses:

Chas. E. Gaylord.
Douglas Dymenforth

Inventor:

Benjamin F. Paine,

By Dymenforth & Dymenforth

Attorneys.

UNITED STATES PATENT OFFICE.

BENJAMIN F. PAINE, OF CHICAGO, ILLINOIS.

BOOK-MARK.

SPECIFICATION forming part of Letters Patent No. 302,768, dated July 29, 1884.

Application filed November 3, 1883. (No model.)

To all whom it may concern:

Be it known that I, BENJAMIN F. PAINE, a citizen of the United States, residing at Chicago, in the county of Cook and State of Illinois, have invented a certain new and Improved Book-Mark; and I do hereby declare the following to be a full, clear, and exact description of the same.

My invention relates to the class of devices commonly used for the purpose of marking a place in a book.

My device is particularly useful in connection with the account-books of a business, in affording a means of ready reference to any desired place contained therein without the necessity of seeking the same by turning over page after page, thus preventing annoyance and delay, and obviating the danger of injury to the appearance of the pages by soiling caused by contact of the fingers with the paper.

It is my object to provide a book-mark that admits of attachment to the book in connection with which it may be continuously used without detachment, and by means of which a single page of reference may be marked or several consecutive pages may be held together when desired.

My invention consists in a book-mark formed of a pocket to receive a corner of one or more leaves, of a strap, preferably elastic, attached at one end to the pocket, and a catch attached to the opposite end of the strap to engage with the leaves at the end of the book opposite to that at which the pocket is applied, preferably at the point of junction.

Referring to the drawings, Figure 1 represents a rear view of my device attached to an open book; Fig. 2, a front view of the same; Fig. 3, a sectional view showing a detail; Fig. 4, a detail view, Figs. 5 and 6 views showing modifications.

A is a pocket formed of morocco or other suitable material. The pocket may be formed by cutting from the material a strip of the shape of an oblong square with equal portions of the lower corners cut away, as shown in Fig. 6 of the drawings, to such an extent that by folding each side inward and upward in an oblique direction from the lower corners to a middle point on the upper edge of the piece a joint or crotch may be formed, and thereby also lateral inclosures to form a pocket. The pocket may also be formed in other ways—

as, for example, by folding the lower corners in an inward and upward oblique direction toward each other, as above described, but without cutting away any of the material, whereby a pocket would be formed by joining the contiguous edges together, wherein both faces, barring the joint or seam on the one, would present a like appearance, or by cutting the material to the shape shown in Fig. 4 of the drawings, when the part forming the angle *v* may be folded inward to face and lie along the inner margin, *u* and *u'*, of the part *A'*, and the projecting part *t* folded over and gummed along the margin opposite the margin *u'*. The last is the preferred way.

B is a strap comprising a strip of elastic material adjustably attached at one end to the rear face of the pocket A, as shown in Fig. 1 of the drawings, by passing through slits cut therein narrower than the width of the strap B, whereby when thus inserted its property of expansion will tend to retain it in place. The strap B is passed from the pocket A, which holds one corner of a leaf or leaves, diagonally across a page of a book, and is attached to the book at its opposite end by means of the hook D, suitably secured to the strap, and passing over and between the inner edges of two opposite pages at a point of their junction in the binding of the book.

What I claim as new, and desire to secure by Letters Patent, is—

1. A book-mark comprising, in combination, a pocket to receive a corner of one or more leaves, a strap attached at one end to the pocket, and means, substantially as described, for securing the opposite end of the strap to leaves at the end of the book opposite to that at which the pocket is applied.

2. A book-mark comprising a pocket of the shape of a right-angled triangle, to receive and snugly accommodate a corner of one or more leaves, and an elastic strap adjustably attached at one end to the pocket, to extend diagonally across one face of a leaf held by the pocket, the said strap having a catch secured to its opposite end to pass over and between the inner edges of two opposite pages at a point of their junction in the binding of the book, substantially as described.

BENJAMIN F. PAINE.

In presence of—

WM. H. DYRENFORTH,
A. V. MACK.