

(No Model.)

W. F. ROCKWELL.

PEN HOLDER.

No. 302,780.

Patented July 29, 1884.

Fig. 1

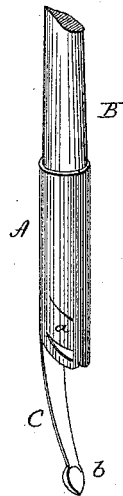


Fig. 2

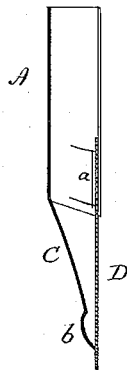
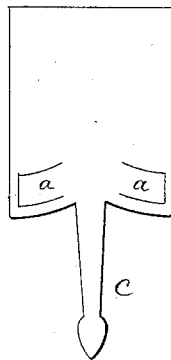


Fig. 3



Fig. 4



Witnesses.
J. H. Shumway
Jas. C. Earle

Wm. F. Rockwell
Inventor
By atty
J. H. Shumway

UNITED STATES PATENT OFFICE.

WILLIAM F. ROCKWELL, OF MERIDEN, CONNECTICUT, ASSIGNOR TO MILLER
BROS. CUTLERY COMPANY, OF SAME PLACE.

PEN-HOLDER.

SPECIFICATION forming part of Letters Patent No. 302,780, dated July 29, 1884.

Application filed June 18, 1884. (No model.)

To all whom it may concern:

Be it known that I, WILLIAM F. ROCKWELL, of Meriden, in the county of New Haven and State of Connecticut, have invented a new Improvement in Pen-Holders; and I do hereby declare the following, when taken in connection with accompanying drawings and the letters of reference marked thereon, to be a full, clear, and exact description of the same, and which said drawings constitute part of this specification, and represent, in—

Figure 1, a perspective view of the holder complete; Fig. 2, a vertical central section, with the pen introduced; Fig. 3, a transverse section through the springs which secure the shank of the pen in the holder; Fig. 4, the blank from which the barrel or sleeve of the holder is formed, and with the fountain portion extending therefrom as an integral part of it.

This invention relates to an improvement in that class of pen-holders in which a wood or other suitable material staff is provided with a sheet-metal sleeve upon its lower end to receive a common steel or similar pen, the object of the invention being to construct the sleeve with an extension down onto the inside of the pen, terminating in a spoon shape, and as an integral part of the sleeve; and in such a holder, as more fully hereinafter described, my invention consists.

A represents the sleeve or barrel of the holder, into which the staff B is introduced and held by frictional contact or otherwise within the barrel. At the lower end the barrel is provided with means for engaging the pen, (here represented as by a spring, *a*, cut from the barrel, one end free, and bent inward, as seen in Figs. 1 and 3.) The blank for the sleeve A is cut from sheet metal, as seen in Fig. 4, and in width substantially equal to the circumference of the barrel, and so that when bent into tubular form the two edges will substantially come together, as seen in Figs. 1 and 3. Midway between the two sides is an extension, C, running gradually to a point,

and in length so as to reach nearly the point of the pen to be inserted into the holder. The two springs *aa* are cut near the two edges of the blank. The blank is bent into tubular form. The tip of the extension C is struck to form a spoon-like termination, *b*, and is bent toward the opposite side of the barrel, and so as to lie near the pen D, introduced into the holder, as seen in Fig. 2. The mouth of the spoon-like tip *b* opens toward the pen, and forms a chamber upon the inside of the pen, which will contain a considerable quantity of ink.

In use the pen is introduced into the holder in the usual manner, and dipped in the ink, as usual, which will immerse the tip *b*, and so that that tip or chamber will be filled with ink, and there be readily held for use. In writing, the pen yields and permits the ink to flow from the fountain onto the pen.

A spoon-like fountain applied to a pen-holder, and so as to extend onto the pen substantially as does the fountain in this invention, is a common and well-known device, and I make no claim, broadly, to such a fountain; but, as heretofore constructed, this fountain portion has been made separate and independent from the barrel or sleeve, and secured to the holder by insertion into its end, or otherwise. The gist of my invention is in constructing the barrel of the holder and the fountain from one and the same piece of sheet metal.

I claim—

The herein-described improvement in pen-holders, consisting of the sleeve A, cut from sheet metal, bent into tubular form, and constructed to receive the shank of the pen, and with an extension, C, terminating in a spoon-like tip, *b*, open toward the pen, and in one and the same piece with the sleeve, substantially as described.

W. F. ROCKWELL.

Witnesses:

A. H. MILLER,
GEO. B. STEVENS.