

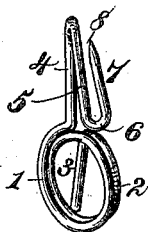
(No Model.)

C. H. LEONARD.  
CARD OR TAG HOLDER.

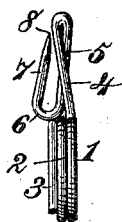
No. 302,853.

Patented July 29, 1884.

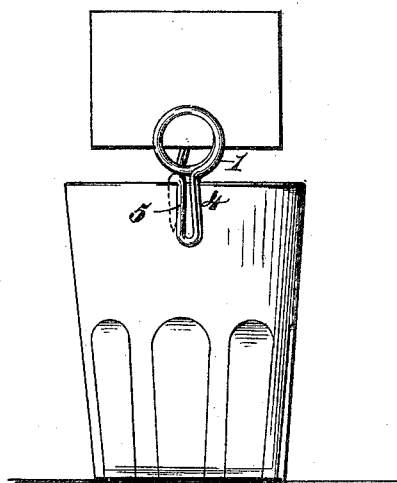
*Fig. 1.*



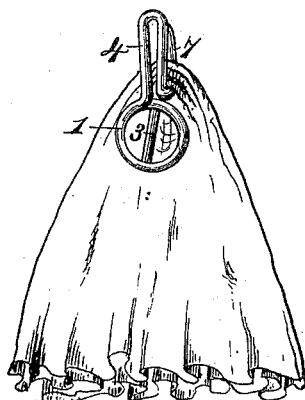
*Fig. 2.*



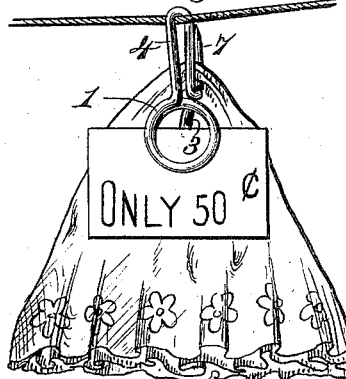
*Fig. 3.*



*Fig. 4.*



*Fig. 5.*



Witnesses,  
*Robert Everett,*  
*George W. Rea.*

*Inventor,*  
*Charles H. Leonard,*  
*By James L. Norris,*  
*Att'y.*

# UNITED STATES PATENT OFFICE.

CHARLES H. LEONARD, OF GRAND RAPIDS, MICHIGAN.

## CARD OR TAG HOLDER.

SPECIFICATION forming part of Letters Patent No. 302,853, dated July 29, 1884.

Application filed May 29, 1884. (No model.)

*To all whom it may concern:*

Be it known that I, CHARLES H. LEONARD, a citizen of the United States, residing at Grand Rapids, Michigan, have invented new and useful Improvements in Holders for Labels, Cards, and Tags, of which the following is a specification.

This invention relates to improvements in that class of devices for holding labels, cards, or tags on boxes, which are composed of a piece of wire formed at one end into two circular ring-like clasps or coils, arranged side by side, to receive between them the label, card, or tag, and at the other end formed into a pointed shank for entering a box or an article of textile material to support the device in the desired position to display the label, card, or tag.

The object of my invention is to provide a holder of novel and simple construction, which is capable of various uses, such as engaging the edge of an article of glass or crockery ware, thin boxes, articles of textile or other fabric, or a cord or line to suspend a card or tag and an article of merchandise therefrom.

The invention consists in the construction of holder hereinafter specifically described and claimed, and illustrated by the accompanying drawings, in which—

Figure 1 is a perspective view of the holder; Fig. 2, an edge view of the same; Fig. 3, a view showing the holder engaging the edge of an article of glass or crockery ware; Fig. 4, a view showing the holder engaging an article of textile fabric; and Fig. 5, a view showing the holder suspended from a cord or line to support an article of merchandise and a tag or label therefrom.

Referring to the drawings, it will be seen that the holder is composed of a single piece of round wire, having one end bent into two ring-like clasps or coils, 1 2, which rest against each other, side by side, to receive between them and clasp a label, card, or tag, the extremity of this end of the wire, after the formation of the two coils, being turned or bent centrally across the space inclosed by the coils to rest on the opposite side of the coil 2, this cross-extension of the wire consti-

tuting a laterally-yielding spring-finger, 3; but this finger is not essential and may be dispensed with. The other end of the wire is extended outward from the coils in a straight line to form the arm 4, and is then bent around and inward toward the coils to such distance, preferably, as to bear on the coil 2, thus constituting another arm, 5, parallel to the one, 4, whereby a fork or hook, 6, is constituted. The wire, from its bearing on the coil 2, is then bent around and outward to form the shank 7, parallel, or approximately so, to the arms of the fork or hook, said shank being preferably pointed at its extremity, as at 8. The wire is sufficiently elastic to place the arms 4 and 5 of the fork or hook and shank under tension, so that if moved in a direction away from each other their tendency is to resume their normal position. The holder may be engaged with the edge of an article of glass or crockery, or a thin box or similar structure, by inserting such edge between the shank 7 and the arm 5, as represented in Fig. 3; or the pointed hook can be inserted in an article of textile material, as represented by Fig. 4; or the holder can be suspended from a cord or line by inserting the latter into the fork or hook 6, formed by the two arms 4 and 5, and an article of merchandise—such as a garment—engaged with the shank 7, as represented by Fig. 5. The label, card, tag, or ticket to be displayed is inserted between the two ring-like clasps or coils 1 and 2, and by the tendency of the same to come together, the label or ticket will be securely held in the desired position to properly display it.

The construction described and shown provides a simple and efficient label or ticket holder, which can be very conveniently engaged with the edge of an article of glass or crockery ware—such as a goblet, pitcher, bowl, or dish—also to articles of hardware or textile material; and, further, the holder can be used to suspend an article of merchandise and a label or ticket from a cord or line or like support.

Having thus described my invention, what I claim is—

A label or ticket holder consisting of a

piece of wire formed at one end portion into  
coils 1 and 2, arranged side by side, and at the  
other end portion formed into two arms, 4 and  
5, parallel, or approximately so, the arm 5  
being bent and extended outward to form the  
pointed shank 7, parallel, or nearly so, to said  
arm, substantially as and for the purpose de-  
scribed.

In testimony whereof I affix my signature in  
presence of two witnesses.

CHARLES H. LEONARD.

Witnesses:

HENRY J. CARR,  
FRED H. LEONARD.