

(No Model.)

2 Sheets—Sheet 1.

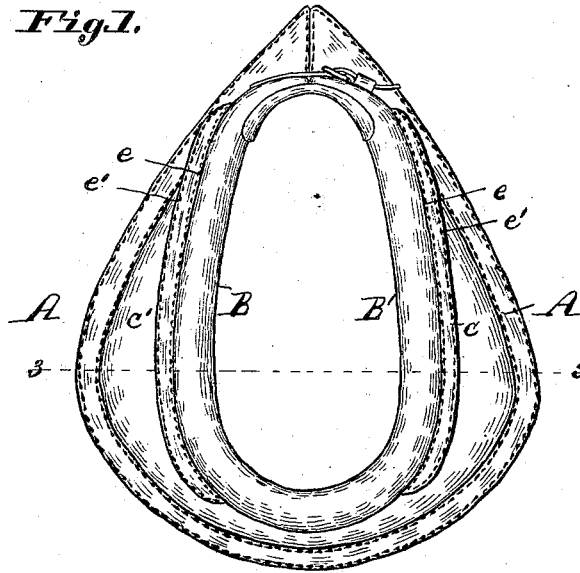
P. J. PETERS.

HORSE COLLAR.

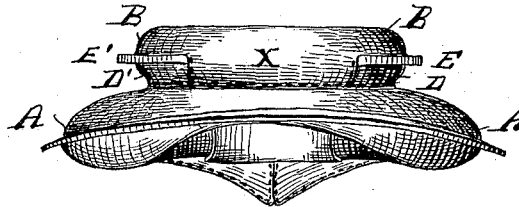
No. 302,934.

Patented Aug. 5, 1884.

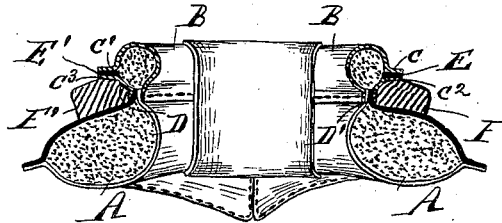
*Fig. 1.*



*Fig. 2.*



*Fig. 3.*



*Attest:*

*Charles Pickles*  
*John W. Herthel.*

*Inventor:*

*Peter J. Peters*

*per*

*Herthel & Co*  
*Attys*

P. J. PETERS.

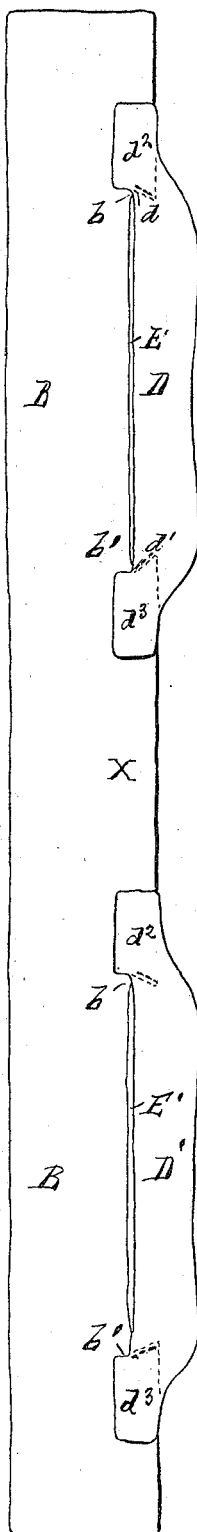
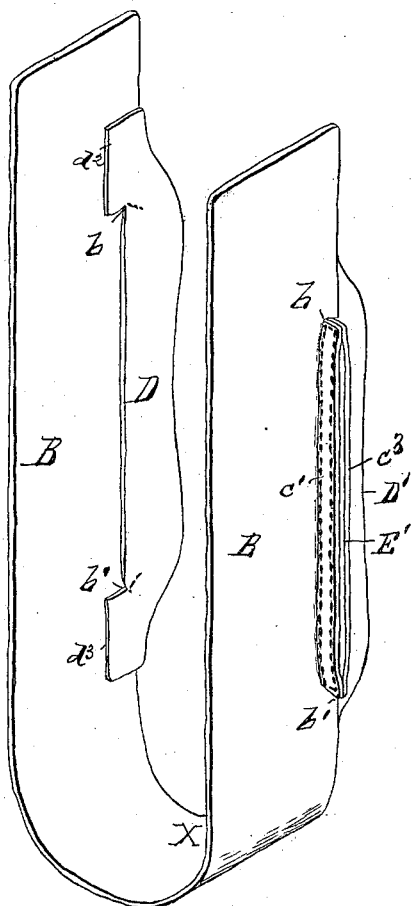
HORSE COLLAR.

No. 302,934.

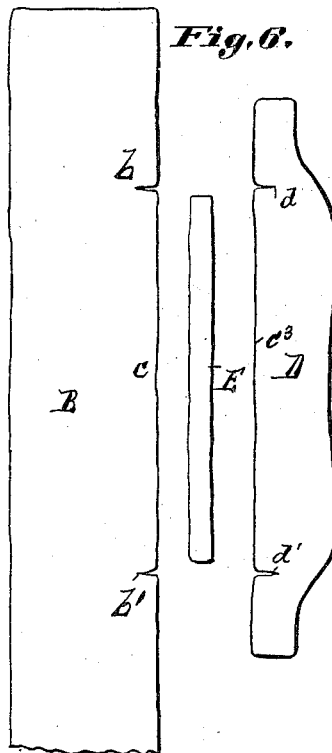
Patented Aug. 5, 1884.

*Fig. 4.*

*Fig. 5.*



*Fig. 6.*



*Attest:*

*Charles Pickles*  
*John W. Herthel.*

*Inventor:*

*Peter J. Peters*

*per*  
*Herthel & Co*  
*Atty's*

# UNITED STATES PATENT OFFICE.

PETER J. PETERS, OF ST. LOUIS, MISSOURI.

## HORSE-COLLAR.

SPECIFICATION forming part of Letters Patent No. 302,934, dated August 5, 1884.

Application filed March 29, 1884. (No model.)

*To all whom it may concern:*

Be it known that I, PETER J. PETERS, a citizen of the United States, residing at St. Louis, and State of Missouri, have invented a new and useful Improved Horse-Collar, of which the following is a specification.

My invention consists in forming the neck-roll to have leather flanges united, between which are the respective leather strips or stiffeners, and together form a leather shoulder possessing sufficient rigidity and strength to constitute the hame-hold, as will be hereinafter fully described. I attain these objects by the mechanism illustrated in the accompanying drawings, in which—

Sheet I, Figure 1, represents a horse-collar the neck-roll of which has forming part of it my improved hame-hold. Fig. 2 is a bottom plan showing that the hame-hold is not continuous on the under side, but clearance is left for the proper handling of the hame-straps. Fig. 3 is a transverse sectional elevation taken on line 3 3 of Fig. 1. Sheet II, Figs. 4, 5, 6, are designed to better illustrate the mode of adapting the neck-roll to have the improved leather hame-hold, hence said figures show the neck-roll as it appears before it is folded, stuffed, and united to the remaining collar parts.

The horse-collar is manufactured in the ordinary way, to consist of the main body A and the neck-roll B, as shown in Figs. 1, 2, 3.

As stated, my improvement relates to that part of the neck-roll generally styled a "hame-hold," and this I make in the manner following: The leather composing the neck-roll B is shown, by way of a pattern, in Figs. 4, 5, 6, and has the small slits or cuts at  $b\ b'$ , so that the edge of this leather piece B between said slits forms the respective upper flanges,  $c\ c'$ , one for each side of the neck-roll, and in line to retain the hames. The remaining portions of leather composing the neck-roll B are the respective lower or sub-pieces, (marked  $D\ D'$ ), the pattern of each being shown in Figs. 4, 5, 6, and each having the similar slits at  $d\ d'$  to form the respective under flanges,  $c^2\ c^2'$ , on each side of the neck-roll, and in line with the former-mentioned flanges. (See Figs. 1, 2, 3, 5.) Further, these sub-pieces  $D\ D'$  have laps  $d^2\ d^2'$ , which lap over the slits when said sub-pieces are sewed or united to the neck-roll piece B. (See Figs. 4, 5, 6.) By means of these laps the joints at  $b\ b'$  are fully covered and the stuffing is completely hidden. It is

between the side leather flanges,  $c\ c'$  and  $c^2\ c^2'$ , that I unite the leather stiffener to constitute the hame-hold proper. Hence  $E\ E'$  represent these leather stiffeners, (a pattern of one being shown in Fig. 6,) each consisting of a small strip of leather, preferably of greater thickness but of the same length as the side flanges, upper and lower. I insert one of these stiffeners for each side of the neck-roll between the flanges  $c\ c^2$ , and also  $c'\ c'^2$ , so that the inner edge of each stiffener is within the body of the neck-roll, while the remaining body of each stiffener projects out from the side in the same manner as the side flanges, and as shown in Figs. 1, 2, 3, 5.

$e\ e'$  represent the inside and outside rows of stitching, although riveting can be employed to firmly unite the layers of leather together. (See Figs. 1, 5.) A hame-hold is thus provided entirely of leather, and as such forms a most efficient holding element to retain the hames in place. As apparent, after the hame-hold has thus been made to form part of the neck-roll B, it, together with its lower or sub-pieces,  $D\ D'$ , are folded, stuffed, and in the ordinary way united to the body A of the collar.

By referring to Figs. 2, 4, 5 it will be noted that the hame hold is not continuous, but the portion marked  $x$  is left clear at the bottom of the collar, which greatly facilitates the handling of the hames, strapping same, &c.

In Fig. 3,  $F\ F'$  represent the hames. My improvement can be applied to any horse-collar and adapted to suit any hames.

What I claim is—

1. As an improvement in horse-collars, the body or shoulder cushion A, its neck-roll B, having leather flanges  $c\ c'\ c^2\ c^2'$ , the leather stiffeners  $E\ E'$ , united between said flanges, and constituting with same the respective leather shoulders or hame-holds, as and for the purposes set forth.

2. The improved horse-collar, consisting of the body or shoulder cushion A, its neck-roll B, having the slits  $b\ b'$ , the sub-pieces  $D\ D'$ , having similar slits, the upper and lower flanges,  $c\ c'\ c^2\ c^2'$ , and the interposed leather stiffeners  $E\ E'$ , all combined substantially as and for the purposes set forth.

In testimony of said invention I have hereunto set my hand.

Witnesses: PETER J. PETERS.  
WILLIAM W. HERTHEL,  
JOHN W. HERTHEL.